

## Master of Arts in Counseling 2023-2024 Vital Statistics

(as of 12/3/2024)

### Enrollment/Graduation/Completion data

Clinical Mental Health Counseling (CMHC) concentration					Academic Year	School Counseling (SC) concentration				
New students enrolled	Number students graduated	Average years to Complete <sup>a</sup>	5-yr rate of Comp. <sup>b</sup>	Total enrolled currently <sup>c</sup>		New students enrolled	Number students graduated	Average years to Complete <sup>a</sup>	5-yr rate of Comp. <sup>b</sup>	Total enrolled currently <sup>c</sup>
13	4	2.5	64.86 <sup>d</sup>	23 <sup>d</sup>	<b>2021-22</b>	9	2	2.4	90.00 <sup>d</sup>	14
7	7	3.3	64.10 <sup>d</sup>	20	<b>2022-23</b>	1	1	4.0	87.50 <sup>d</sup>	12
11	9	2.9	63.89 <sup>d</sup>	17	<b>2023-24</b>	2	1	3.4	77.78 <sup>d</sup>	7

<sup>a</sup>based on students graduating during the academic year (students can take up to 5 years to complete the program)

<sup>b</sup>students completing/graduating versus leaving program concentration over past 5 years

<sup>c</sup>total number enrolled in program concentration at end of academic year (excludes those who graduated)

<sup>d</sup>affected significantly by COVID and change in startup for academic year to Fall instead of Summer (beginning Fall 2020)

### Pass Rate on Credentialing Exams for 2020-2023 (SC=School Counseling, CMHC=Clinical Mental Health Counseling)

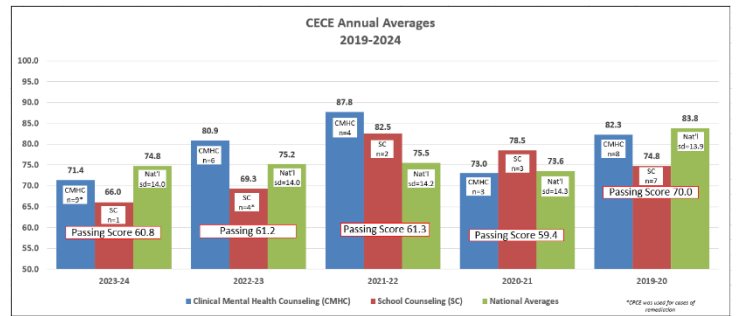
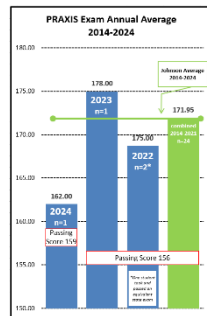
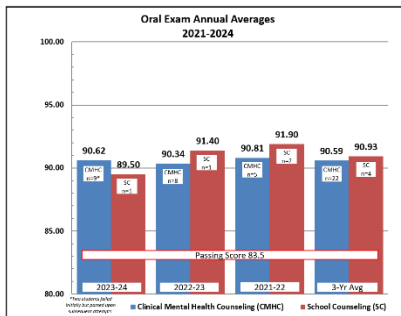
Oral Exam			School Guidance & Counseling Praxis*		Counselor Education Comprehensive Exam (CECE)		
Year	SC	CMHC	Year	SC	Year	SC	CMHC
2023-24	100%	100%*	2023-24	100%	2023-24	100%	100%*
2022-23	100%	100%	2022-23	100%	2022-23	100%**	100%
2021-22	100%	100%	2021-22*	100%	2021-22	100%	100%

\*Two students failed initially but passed upon subsequent attempts.

\*or equivalent

\*Two students passed on remediation using CPCE

\*\*One student passed on remediation using CPCE



NOTE: The National Counselor Exam (NCE) is optional but encouraged. In 2021-2022, two students took the exam and both passed.

### Job Placement Rate (held or obtained jobs in counseling or related field who were actively seeking employment in the field)

	Year of graduation	2024	2023	2022
CMHC graduates who obtained employment within 3 months after graduation		89%	100%	100%
CMHC graduates who obtained employment within 180 days after graduation		100%	100%	100%
SC graduates who obtained employment within 3 months after graduation		100%	100%	100%
SC graduates who obtained employment within 180 days after graduation		100%	100%	100%