

## Master of Arts in Counseling 2021-2022 Vital Statistics

(as of 12/7/22)

### Enrollment/Graduation/Completion data

Clinical Mental Health Counseling (CMHC) concentration					Academic Year	School Counseling (SC) concentration				
New students enrolled	Number students graduated	Average years to Complete <sup>a</sup>	5-yr rate of Comp. <sup>b</sup>	Total enrolled currently <sup>c</sup>		New students enrolled	Number students graduated	Average years to Complete <sup>a</sup>	5-yr rate of Comp. <sup>b</sup>	Total enrolled currently <sup>c</sup>
6	8	3.0	80.43 <sup>d</sup>	15 <sup>d</sup>	<b>2019-20</b>	3	7	2.8	100.00	8 <sup>d</sup>
8	4	3.2	71.79 <sup>d</sup>	16 <sup>d</sup>	<b>2020-21</b>	3	4	2.8	94.44 <sup>d</sup>	8
13	4	2.5	64.86 <sup>d</sup>	23 <sup>d</sup>	<b>2021-22</b>	9	2	2.4	90.00 <sup>d</sup>	14

<sup>a</sup>based on students graduating during the academic year (students can take up to 5 years to complete the program)

<sup>b</sup>students completing/graduating versus leaving program concentration over past 5 years

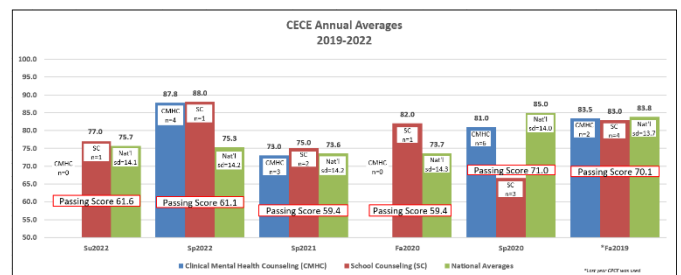

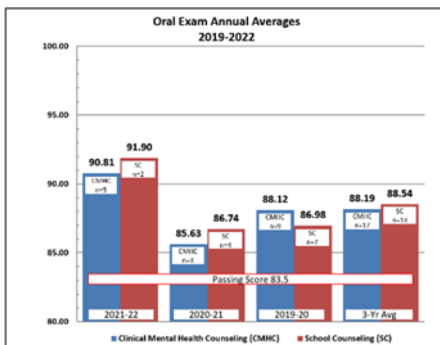
<sup>c</sup>total number enrolled in program concentration at end of academic year (excludes those who graduated)

<sup>d</sup>affected significantly by COVID and change in startup for academic year to Fall instead of Summer (beginning Fall 2020)

### Pass Rate on Credentialing Exams for 2019-2022 (SC=School Counseling, CMHC=Clinical Mental Health Counseling)

Oral Exam			School Guidance and Counseling Praxis*		Counselor Education Comprehensive Exam (CECE)		
Year	SC	CMHC	Year	SC	Year	SC	CMHC
2021-22	100%	100%	2021-22	100%	2021-22	100%	100%
2020-21	100%	100%	2020-21	100%	2020-21	100%	100%
2019-20	100%	100%	2019-20	100%	2019-20	71.4%*	75.0%*

*\*or equivalent* *\*taken at height of COVID-19 disruptions*



The National Counselor Exam (NCE) is optional but encouraged. In 2021-2022, two students took the exam and both passed.

### Job Placement Rate (held or obtained jobs in counseling or related field who were actively seeking employment in the field)

	2022 grads	2021 grads	2020 grads	2019 grads
Obtained employment within 3 months after graduation	100%	100%	83.3%	100%
Obtained employment within 180 days after graduation	100%	100%	100%	100%