

Master of Arts in Counseling 2019-2020 Vital Statistics

(as of 12/2/20)

Enrollment/Graduation/Completion data

Clinical Mental Health Counseling (CMHC) concentration					Academic Year	School Counseling (SC) concentration				
New students enrolled	Number students graduated	Average years to Complete ^a	5-yr rate of Comp. ^b	Total enrolled new year startup ^c		New students enrolled	Number students graduated	Average years to Complete ^a	5-yr rate of Comp. ^b	Total enrolled new year startup ^c
11	5	3.0	84.21	21	2017-18	4	3	2.4	90.00	15
6	7	2.5	82.86	18	2018-19	2	3	2.6	100.00	11
6	8	3.0	80.43 ^d	15 ^d	2019-20	3	7	2.8	100.00 ^d	8

^arefers to students graduating in the academic year reported (students can take up to 5 years to complete the program)

^brefers to students completing/graduating versus leaving program concentration over past 5 years

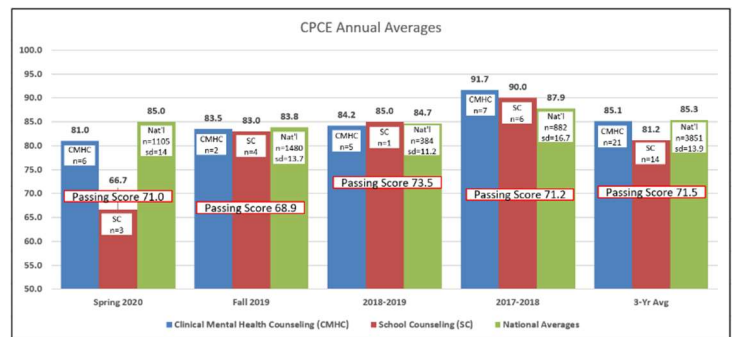
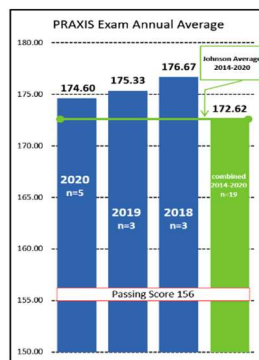
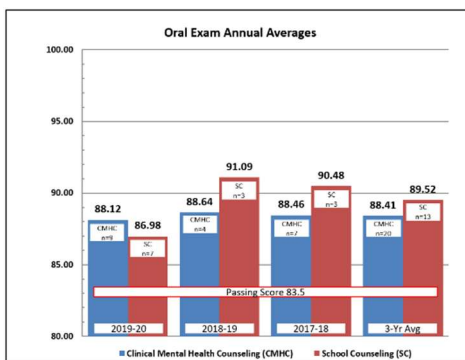
^ctotal number enrolled in program concentration at beginning of new academic year

^daffected significantly by COVID and change in startup for academic year to Fall instead of Summer (beginning Fall 2020)

Pass Rate on Credentialing Exams for 2017-2020 (SC=School Counseling, CMHC-Clinical Mental Health Counseling)

Oral Exam			School Guidance and Counseling Praxis*		Counselor Preparation Comprehensive Exam (CPCE)		
Year	SC	CMHC	Year	SC	Year	SC	CMHC
2017-18	100%	100%	2019-20	100%	2017-18	100%	100%
2018-19	100%	100%	2018-19	100%	2018-19	100%	100%
2019-20	100%	100%	2017-18	100%	2019-20	71.4%*	75.0%*

*or equivalent *taken in midst of COVID-19 disruptions



Job Placement Rate (held or obtained jobs in counseling or related field who were actively seeking employment in the field)

	2020 grads	2019 grads	2018 grads	2017 grads
Obtained employment within 3 months after graduation	83.3%	100%	100%	100%
Obtained employment within 180 days after graduation	100%	100%	100%	100%