

Master of Arts in Counseling

2018-2019 Vital Statistics

(as of 8/31/19)

Enrollment/Graduation/Completion data (CMHC)*

Year	New Students Enrolled	Number Students Graduated	Avg. Years to Complete	Rate of Comp.	Total Enrolled as of Summer
2016	8	10	2.1	92.86	16
2017	10	7	2.4	88.89	16
2018	11	7	3.0	(pend)	23
2019	6	4	2.5	(pend)	22

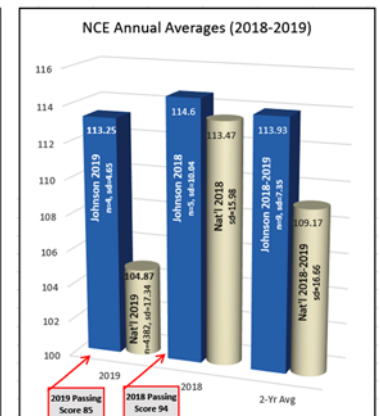
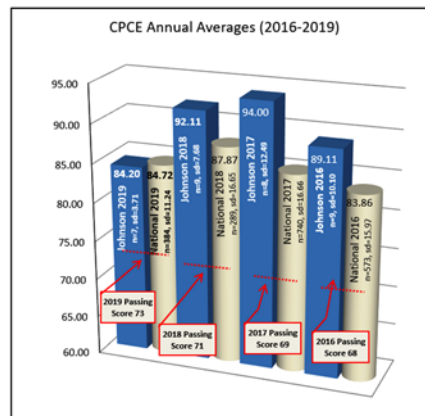
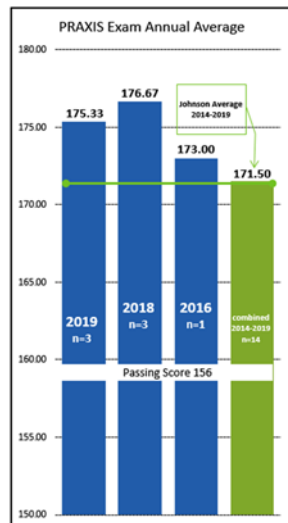
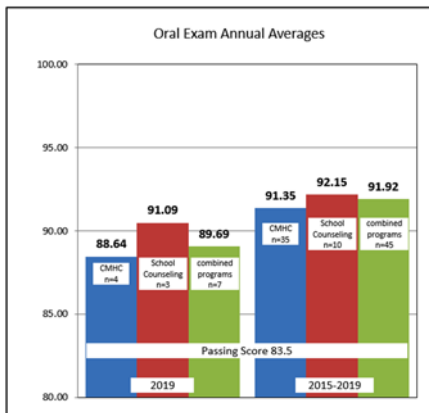
Enrollment/Graduation/Completion data (School Counseling)*

Year	New Students Enrolled	Number Students Graduated	Avg. Years to Complete	Rate of Comp.	Total Enrolled as of Summer
2016	3	1	2.0	100%	3
2017	5	0	n/a	n/a	6
2018	7	3	2.4	(pend)	8
2019	4	0	2.6	(pend)	12

*students have 2-5 years to complete program of study

Pass Rate on Credentialing Exams for 2018-2019 (SC=School Counseling, CMHC-Clinical Mental Health Counseling)

Oral Exam			School Guidance & Counseling Praxis			Counselor Preparation Comprehensive Exam (CPCE)			National Counselors Examination (NCE)		
Year	SC	CMHC	Year	SC	CMHC	Year	SC	CMHC	Year	SC	CMHC
2019	100%	100%	2019	100%	n/a	2019	100%	100%	2019	n/a	100%
2018	100%	100%	2018	100%	n/a	2018	100%	100%	2018	n/a	100%
2017	100%	100%	2017	n/a	n/a	2017	100%	100%	2017	n/a	n/a



Job Placement Rate (graduation year)	2019 grads	2018 grads	2017 grads
Obtained employment within 3 months after graduation	not yet available	100%	100%
Obtained employment within 1 year after graduation	not yet available	100%	100%