

Master of Arts in Counseling 2015-2016 Brief Stats

(as of 8/2016)

Matriculation & Completion Rates (CMHC)

Cohort	Qty. Began	With-drew	Qty. Graduated (year)	Remain Enrolled	Completion Rate*
2011	7	0	7 (2013)	0	100.00%
2012	8	4	4 (2014)	0	50.00%
2013	7	0	7 (2015)	0	100.00%
2014	12	1	10 (2016)	1	pending
2015	10**	0	(2017)	10	pending
2016	8	1	(2018)	7	pending

*Students typically complete in 2 years, but an option exist for up to 5 years

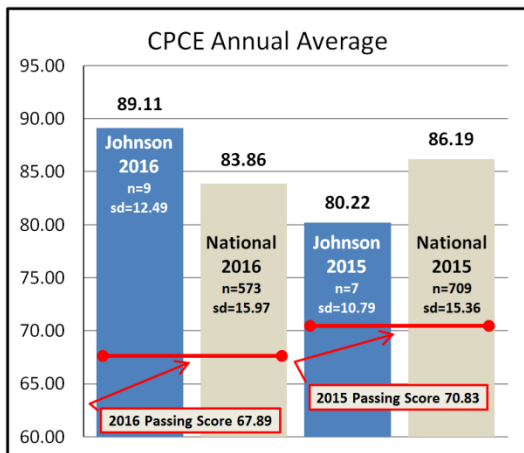
Matriculation & Completion Rates (School Counseling)

Cohort	Qty. Began	With-drew	Qty. Graduated (year)	Remain Enrolled	Completion Rate*
2011	n/a		n/a	n/a	n/a
2012	2	1	1 (2014)	0	50.00%
2013	4	0	4 (2015)	0	100.00%
2014	2	1**	1 (2016)	0	100.00%
2015	0	n/a	n/a	n/a	n/a
2016	2	0	(2018)	2	pending

**1 student transferred to CMHC concentration 2015

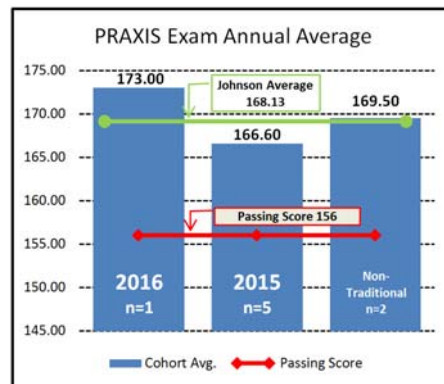
Counselor Preparation Comprehensive Exam (CPCE) pass rate

Spring 2016	
<i>Johnson CPCE Results</i>	
Mean	89.11
Range	R=67-109
# passed	8 of 9 passed initially, 1 passed upon remediation
<i>National CPCE Results</i>	
Mean	83.86
Range	R=32-121



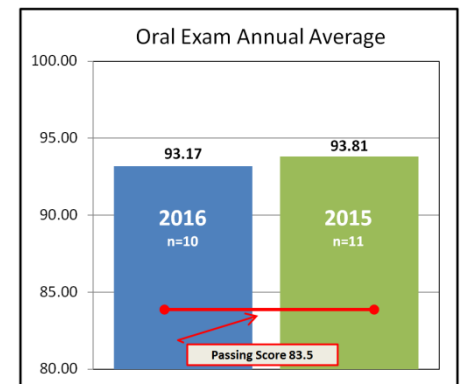
School Guidance and Counseling Praxis pass rate

Spring 2016	
Mean Passing Score	173
# passed	1 of 1 passed initially (100%)



Oral Exam pass rate (CMHC & School Counseling)

Spring 2016	
Mean	93.17
Max	96.74
Min	89.31
# passed	7 of 10 passed initially, 3 passed upon remediation



Job Placement Rate*

80% of respondents indicated they were employed in the counseling field (n=20)

*results based on 2015 alumni survey