

# Condensed Item Analysis Report

**Filter:** Field1 = Online



## 1. From which campus did you receive your degree?

Response	Frequency	Percent	Mean: 3.00
Tennessee	0	0.00	<input type="text"/>
Florida Formerly FCC	0	0.00	<input type="text"/>
Online	4	100.00	<div style="width: 100%; height: 15px; background-color: blue;"></div>
<b>Missing</b>	0	0.00	<input type="text"/>
















































## 2. What is your age range?

Response	Frequency	Percent	Mean: 4.25
20-25	0	0.00	<input type="text"/>
25-30	1	25.00	<div style="width: 25%; height: 15px; background-color: blue;"></div>
30-35	1	25.00	<div style="width: 25%; height: 15px; background-color: blue;"></div>
35-40	1	25.00	<div style="width: 25%; height: 15px; background-color: blue;"></div>
40-45	0	0.00	<input type="text"/>
45-50	0	0.00	<input type="text"/>
50-55	0	0.00	<input type="text"/>
55-60	1	25.00	<div style="width: 25%; height: 15px; background-color: blue;"></div>
over 60	0	0.00	<input type="text"/>
<b>Missing</b>	0	0.00	<input type="text"/>

**3. What is your gender?**

Response	Frequency	Percent	Mean: 1.50
Male	2	50.00	
Female	2	50.00	

**4. What was your state of residence before coming to Johnson University/FCC-JUFL?**

Response	Frequency	Percent	Mean: 27.50
Alabama	0	0.00	
Alaska	0	0.00	
Arizona	0	0.00	
Arkansas	0	0.00	
California	0	0.00	
Colorado	0	0.00	
Connecticut	0	0.00	
Delaware	0	0.00	
District of Columbia	0	0.00	
Florida	0	0.00	
Georgia	0	0.00	
Hawaii	0	0.00	
Idaho	0	0.00	
Illinois	0	0.00	
Indiana	0	0.00	
Iowa	0	0.00	
Kansas	1	25.00	
Kentucky	0	0.00	
Louisiana	0	0.00	
Maine	0	0.00	
Maryland	0	0.00	
Massachusetts	0	0.00	
Michigan	0	0.00	
Minnesota	0	0.00	
Mississippi	0	0.00	
Missouri	2	50.00	
Montana	0	0.00	
Nebraska	0	0.00	
Nevada	0	0.00	
New Hampshire	0	0.00	
New Jersey	0	0.00	
New York	0	0.00	
North Carolina	1	25.00	
North Dakota	0	0.00	
Ohio	0	0.00	
Oklahoma	0	0.00	
Oregon	0	0.00	
Pennsylvania	0	0.00	
Puerto Rico	0	0.00	
Rhode Island	0	0.00	
South Carolina	0	0.00	
South Dakota	0	0.00	
Tennessee	0	0.00	
Texas	0	0.00	
Utah	0	0.00	
Vermont	0	0.00	
Virginia	0	0.00	

Washington	0	0.00	<input type="text"/>
West Virginia	0	0.00	<input type="text"/>
Wisconsin	0	0.00	<input type="text"/>
Wyoming	0	0.00	<input type="text"/>
<b>Missing</b>	<b>0</b>	<b>0.00</b>	<input type="text"/>

<b>Missing</b>	<b>0</b>	<b>0.00</b>	<input type="text"/>
----------------	----------	-------------	----------------------

**5. What is your state of residence now?**

Response	Frequency	Percent	Mean: 30.00
Alabama	0	0.00	<input type="text"/>
Alaska	0	0.00	<input type="text"/>
Arizona	0	0.00	<input type="text"/>
Arkansas	0	0.00	<input type="text"/>
California	0	0.00	<input type="text"/>
Colorado	0	0.00	<input type="text"/>
Connecticut	0	0.00	<input type="text"/>
Delaware	0	0.00	<input type="text"/>
District of Columbia	0	0.00	<input type="text"/>
Florida	0	0.00	<input type="text"/>
Georgia	0	0.00	<input type="text"/>
Hawaii	0	0.00	<input type="text"/>
Idaho	0	0.00	<input type="text"/>
Illinois	0	0.00	<input type="text"/>
Indiana	0	0.00	<input type="text"/>
Iowa	0	0.00	<input type="text"/>
Kansas	1	25.00	<input type="text"/>
Kentucky	0	0.00	<input type="text"/>
Louisiana	0	0.00	<input type="text"/>
Maine	0	0.00	<input type="text"/>
Maryland	0	0.00	<input type="text"/>
Massachusetts	0	0.00	<input type="text"/>
Michigan	0	0.00	<input type="text"/>
Minnesota	0	0.00	<input type="text"/>
Mississippi	0	0.00	<input type="text"/>
Missouri	1	25.00	<input type="text"/>
Montana	0	0.00	<input type="text"/>
Nebraska	0	0.00	<input type="text"/>
Nevada	0	0.00	<input type="text"/>
New Hampshire	0	0.00	<input type="text"/>
New Jersey	0	0.00	<input type="text"/>
New York	0	0.00	<input type="text"/>
North Carolina	1	25.00	<input type="text"/>
North Dakota	0	0.00	<input type="text"/>
Ohio	0	0.00	<input type="text"/>
Oklahoma	1	25.00	<input type="text"/>
Oregon	0	0.00	<input type="text"/>
Pennsylvania	0	0.00	<input type="text"/>
Puerto Rico	0	0.00	<input type="text"/>
Rhode Island	0	0.00	<input type="text"/>
South Carolina	0	0.00	<input type="text"/>
South Dakota	0	0.00	<input type="text"/>
Tennessee	0	0.00	<input type="text"/>

**6. I was on an athletic team while at Johnson University/FCC-JUFL.**

Response	Frequency	Percent	Mean: 3.00
Yes and I feel it benefited me.	0	0.00	<input type="text"/>
Yes but I do not feel it benefited me	0	0.00	<input type="text"/>
No I was not on an athletic team	4	100.00	<input type="text"/>

Texas	0	0.00	<input type="text"/>
Utah	0	0.00	<input type="text"/>
Vermont	0	0.00	<input type="text"/>
Virginia	0	0.00	<input type="text"/>
Washington	0	0.00	<input type="text"/>
West Virginia	0	0.00	<input type="text"/>
Wisconsin	0	0.00	<input type="text"/>
Wyoming	0	0.00	<input type="text"/>
<b>Missing</b>	0	0.00	<input type="text"/>

<b>Missing</b>	0	0.00	<input type="text"/>
----------------	---	------	----------------------

**7. Have you returned to campus since graduation?**

Response	Frequency	Percent	Mean: 4.00
Yes	0	0.00	<input type="text"/>
No	4	100.00	<input type="text"/>
<b>Missing</b>	0	0.00	<input type="text"/>

**7b. If yes,**

Response	Frequency	Percent	Mean: -
How many times?	0	0.00	<input type="text"/>
What was/were the occasions	0	0.00	<input type="text"/>
<b>Missing</b>	4	100.00	<input type="text"/>

**7c. If no, please share why you have not returned (select all that apply)**

Response	Frequency	Percent	Mean: -
Distance from the university	4	100.00	<input type="text"/>
Events do not fit into my schedule	0	0.00	<input type="text"/>
Not relevant to my life situation	1	25.00	<input type="text"/>
Other	0	0.00	<input type="text"/>
<b>Missing</b>	0	0.00	<input type="text"/>

**8. What degree level did you earn?**

Response	Frequency	Percent	Mean: 3.75
Certificate	0	0.00	<input type="text"/>
A.S. / A.A.	0	0.00	<input type="text"/>
B.A. / B.S.	1	25.00	<input type="text"/>
M.A.	3	75.00	<input type="text"/>
Ph.D.	0	0.00	<input type="text"/>
Licensure	0	0.00	<input type="text"/>
Other	0	0.00	<input type="text"/>
<b>Missing</b>	0	0.00	<input type="text"/>

9. In which degree program were you enrolled? Some program names may have changed- please select the closest match from the drop-down or type your program name in the box below. (Please select major concentration if applicable)

Response	Frequency	Percent	Mean: 23.25
~SCHOOL OF ARTS & SCIENCES~	0	0.00	<input type="text"/>
B.A./B.S. in English-Literature Concentration	0	0.00	<input type="text"/>
B.A./B.S. in English-Rhetoric & Composition Concentration	0	0.00	<input type="text"/>
B.A./B.S. in History-American History Concentration	0	0.00	<input type="text"/>
B.A./B.S. in History-Church History Concentration	0	0.00	<input type="text"/>
B.A./B.S. in History-General History Concentration	0	0.00	<input type="text"/>
B.A./B.S. in History-Public History Concentration	0	0.00	<input type="text"/>
B.A./B.S. in History-World History Concentration	0	0.00	<input type="text"/>
B.A. in Humanities	0	0.00	<input type="text"/>
B.A./B.S. in Public Health	0	0.00	<input type="text"/>
B.A./B.S. in Religious Studies	0	0.00	<input type="text"/>
B.A./B.S. in Sport & Fitness Leadership	0	0.00	<input type="text"/>
~SCHOOL OF BIBLE & THEOLOGY~	0	0.00	<input type="text"/>
A.A./A.S. in Biblical Studies	0	0.00	<input type="text"/>
M.A. in New Testament-Preaching Concentration	2	50.00	<input type="text"/>

10. When did you receive this degree from Johnson University/FCC-JUFL?

Response	Frequency	Percent	Mean: 1.75
Two years ago 2013	2	50.00	<input type="text"/>
Five years ago 2010	1	25.00	<input type="text"/>
Other	1	25.00	<input type="text"/>

M.A. in New Testament-Research Concentration	0	0.00	<input type="text"/>
M.A. in New Testament-Spiritual Formation & Leadership Conc	1	25.00	<input type="text"/>
M.A. in New Testament-Customized Concentration	0	0.00	<input type="text"/>
Graduate Certificate in Biblical Interpretation	0	0.00	<input type="text"/>
Graduate Certificate in Spiritual Formation & Leadership	0	0.00	<input type="text"/>
~SCHOOL OF BUSINESS & PUBLIC LEADERSHIP~	0	0.00	<input type="text"/>
B.A./B.S. in Business Administration	0	0.00	<input type="text"/>
B.A./B.S. in Management of Nonprofit Organizations	0	0.00	<input type="text"/>
Master of Business Administration-Strategic Leadership & Planning Concentration	0	0.00	<input type="text"/>
Master of Business Administration-Nonprofit Management & Leadership Concentration	0	0.00	<input type="text"/>
Ph.D. in Leadership Studies-Educational Leadership Concentration	0	0.00	<input type="text"/>

Ph.D. in Leadership Studies-Organizational Leadership Concentration	0	0.00	<input type="text"/>
Ph.D. in Leadership Studies-Philosophy & Theology of Leadership Concentration	0	0.00	<input type="text"/>
Ph.D. in Leadership Studies-Missional Leadership Concentration	0	0.00	<input type="text"/>
~SCHOOL OF COMMUNICATION & CREATIVE ARTS~	0	0.00	<input type="text"/>
A./A.S in Mass Communication	0	0.00	<input type="text"/>
B.A./B.S. in Communication-Audio/Radio Production Concentration	0	0.00	<input type="text"/>
B.A./B.S. in Communication-Media Ministry Concentration	0	0.00	<input type="text"/>
B.A./B.S. in Communication-Journalism & Digital Mass Media Conc.	0	0.00	<input type="text"/>
B.A./B.S. in Communication-Public Relations Concentration	0	0.00	<input type="text"/>
B.A./B.S. in Communication-Videography Concentration	0	0.00	<input type="text"/>
B.A. in Music & Worship	0	0.00	<input type="text"/>
B.A. in Music & Worship Ministry	0	0.00	<input type="text"/>
B.A. in Musical Arts	0	0.00	<input type="text"/>
~SCHOOL OF CONGREGATIONAL MINISTRY~	0	0.00	<input type="text"/>



Certificate in Christian Ministries	0	0.00	<input type="text"/>
A.S. in Ministry Leadership	0	0.00	<input type="text"/>
B.A./B.S. in Children's Ministry	0	0.00	<input type="text"/>
B.A./B.S. in Children's Ministry with Preschool/Daycare Director Emphasis	0	0.00	<input type="text"/>
B.A./B.S. in Pastoral Care and Counseling	0	0.00	<input type="text"/>
B.A./B.S. in Ministry Leadership	1	25.00	<input type="text"/>
B.A./B.S. in Preaching & Church Leadership	0	0.00	<input type="text"/>
B.A./B.S. in Preaching & Youth Ministry	0	0.00	<input type="text"/>
B.A./B.S. in Strategic Ministry	0	0.00	<input type="text"/>
B.A./B.S. in Youth Ministry	0	0.00	<input type="text"/>
Master of Strategic Ministry	0	0.00	<input type="text"/>
Graduate Certificate in Christian Ministries	0	0.00	<input type="text"/>
~SCHOOL OF INTERCULTURAL STUDIES~	0	0.00	<input type="text"/>
Intercultural Studies Certificate	0	0.00	<input type="text"/>
A.S. in Intercultural Studies	0	0.00	<input type="text"/>
B.A./B.S. in Cross-Cultural Media Communication	0	0.00	<input type="text"/>
B.A./B.S. in Global Community Health	0	0.00	<input type="text"/>

B.A./B.S. in Intercultural Studies-Chinese Studies Concentration	0	0.00	<input type="text"/>
B.A./B.S. in Intercultural Studies-ESL-EFL Education Concentration	0	0.00	<input type="text"/>
B.A./B.S. in Intercultural Studies-Islamic Studies Concentration	0	0.00	<input type="text"/>
B.A./B.S. in Intercultural Studies-Latin American & Latino Studies Concentration	0	0.00	<input type="text"/>
B.A./B.S. in Intercultural Studies-Linguistics Concentration	0	0.00	<input type="text"/>
B.A./B.S. in Intercultural Studies-Missions Concentration	0	0.00	<input type="text"/>
B.A./B.S. in Intercultural Studies-Urban Studies Concentration	0	0.00	<input type="text"/>
M.A. in Intercultural Studies-Community Development Concentration	0	0.00	<input type="text"/>
M.A. in Intercultural Studies-Customized Concentration	0	0.00	<input type="text"/>
M.A. in Intercultural Studies-Missional Church Leadership Concentration	0	0.00	<input type="text"/>

M.A. in Intercultural Studies-Scripture Impact -Church Planiting-Concentration	0	0.00	<input type="text"/>
M.A. in Intercultural Studies-Translation Concentration	0	0.00	<input type="text"/>
~SCHOOL OF SOCIAL & BEHAVIORAL SCIENCES~	0	0.00	<input type="text"/>
A.S. in Human Services	0	0.00	<input type="text"/>
B.A./B.S. in Human Services-Community & Family Concentration	0	0.00	<input type="text"/>
B.A./B.S. in Human Services-Counseling Concentration	0	0.00	<input type="text"/>
M.A. in Marriage & Family Therapy/Clinical Mental Health Counseling	0	0.00	<input type="text"/>
M.A. in School Counseling	0	0.00	<input type="text"/>
~TEMPLAR SCHOOL OF EDUCATION~	0	0.00	<input type="text"/>
A.S. in Early Childhood Education	0	0.00	<input type="text"/>
B.A./B.S. in Child Development	0	0.00	<input type="text"/>
B.A./B.S. in Interdisciplinary Studies-Early Childhood Ed. PreK-3	0	0.00	<input type="text"/>
B.A./B.S. in Interdisciplinary Studies-Elementary Ed. K-5	0	0.00	<input type="text"/>

B.A./B.S. in Interdisciplinary Studies-Elementary Ed. K-5 & ESL Ed. PreK-12	0	0.00	<input type="text"/>
B.A./B.S. in Interdisciplinary Studies-ESL Ed. PreK-12	0	0.00	<input type="text"/>
B.A./B.S. in Sport & Fitness Leadership	0	0.00	<input type="text"/>
M.A. in Educational Technology	0	0.00	<input type="text"/>
M.A. in Holistic Education	0	0.00	<input type="text"/>
M.A. in Post-Baccalaureate Elementary Education with Grades K-5 Licensure	0	0.00	<input type="text"/>
M.A. in Post-Baccalaureate Middle School Education with Grades 4-8 Licensure	0	0.00	<input type="text"/>
M.A. in Post-Baccalaureate Secondary Education with Grades 6-12	0	0.00	<input type="text"/>
M.A. in Post-Baccalaureate Secondary Education with Grades 9-12	0	0.00	<input type="text"/>
M.A. in Post-Baccalaureate World Languages Education with Grades PreK-12 Licensure	0	0.00	<input type="text"/>
Endorsement in ESL Education-Continuing Ed.	0	0.00	<input type="text"/>
Endorsement in Gifted Education-Continuing Ed.	0	0.00	<input type="text"/>

Endorsement in Gifted Education-Undergraduate	0	0.00	<input type="text"/>
<b>Missing</b>	0	0.00	<input type="text"/>

**11. Attended a conference to further your education in your field or major?**

Response	Frequency	Percent	Mean: 3.75
Yes [please describe]	1	25.00	<input type="text"/>
No	3	75.00	<input type="text"/>
<b>Missing</b>	0	0.00	<input type="text"/>

**13. Enrolled in some form of continuing education in your field or major?**

Response	Frequency	Percent	Mean: 3.75
Yes [please describe]	1	25.00	<input type="text"/>
No	3	75.00	<input type="text"/>
<b>Missing</b>	0	0.00	<input type="text"/>

**14. Enrolled in some form of continuing education in a different field or major?**

Response	Frequency	Percent	Mean: 4.00
Yes [please describe]	0	0.00	<input type="text"/>
No	4	100.00	<input type="text"/>
<b>Missing</b>	0	0.00	<input type="text"/>

**15. Enrolled in a graduate degree program in your field or major?**

Response	Frequency	Percent	Mean: 3.75
Yes [please describe]	1	25.00	<input type="text"/>
No	3	75.00	<input type="text"/>
<b>Missing</b>	0	0.00	<input type="text"/>

**16. Enrolled in a graduate degree program in a different field or major?**

Response	Frequency	Percent	Mean: 3.75
Yes [please describe]	1	25.00	<input type="text"/>
No	3	75.00	<input type="text"/>
<b>Missing</b>	0	0.00	<input type="text"/>

<b>Missing</b>	0	0.00	<input type="text"/>
----------------	---	------	----------------------

**12. Attended a conference to further your education in a different field or major?**

Response	Frequency	Percent	Mean: 3.50
Yes [please describe]	2	50.00	<input type="text"/>
No	2	50.00	<input type="text"/>
<b>Missing</b>	0	0.00	<input type="text"/>

**13b. Was it required in your profession?**

Response	Frequency	Percent	Mean: 2.00
Yes	0	0.00	<input type="text"/>
No	3	75.00	<input type="text"/>
<b>Missing</b>	1	25.00	<input type="text"/>

**14b. Was it required for this profession?**

Response	Frequency	Percent	Mean: 2.00
Yes	0	0.00	<input type="text"/>
No	4	100.00	<input type="text"/>
<b>Missing</b>	0	0.00	<input type="text"/>

**15b. Did you complete this degree?**

Response	Frequency	Percent	Mean: 2.00
Yes	0	0.00	<input type="text"/>
No	2	50.00	<input type="text"/>
<b>Missing</b>	2	50.00	<input type="text"/>

**16b. Did you complete this degree?**

Response	Frequency	Percent	Mean: 2.00
Yes	0	0.00	<input type="text"/>
No	3	75.00	<input type="text"/>
<b>Missing</b>	1	25.00	<input type="text"/>

**17. Earned a professional license in your field or major?**

Response	Frequency	Percent	Mean: 4.00
Yes [please describe]	0	0.00	<input type="text"/>
No	4	100.00	<input type="text"/>
Missing	0	0.00	<input type="text"/>

**18. Earned a professional license in a different field or major?**

Response	Frequency	Percent	Mean: 4.00
Yes [please describe]	0	0.00	<input type="text"/>
No	4	100.00	<input type="text"/>
Missing	0	0.00	<input type="text"/>

**19. How would you classify your employment at this time?**

Response	Frequency	Percent	Mean: 4.00
Not employed-not seeking employment	0	0.00	<input type="text"/>
Not employed-seeking employment	0	0.00	<input type="text"/>
Employed Part-time	0	0.00	<input type="text"/>
Employed Full-time	4	100.00	<input type="text"/>
Other please explain	0	0.00	<input type="text"/>
Missing	0	0.00	<input type="text"/>

**17b. Was it required in your profession?**

Response	Frequency	Percent	Mean: 2.00
Yes	0	0.00	<input type="text"/>
No	2	50.00	<input type="text"/>
Missing	2	50.00	<input type="text"/>

**18b. Was it required for this profession?**

Response	Frequency	Percent	Mean: 2.00
Yes	0	0.00	<input type="text"/>
No	2	50.00	<input type="text"/>
Missing	2	50.00	<input type="text"/>

**21. What is your approximate yearly income?**

Response	Frequency	Percent	Mean: 9.25
20000 or less	0	0.00	<input type="text"/>
20000-25000	0	0.00	<input type="text"/>
25000-30000	0	0.00	<input type="text"/>
30000-35000	1	25.00	<input type="text"/>
35000-40000	0	0.00	<input type="text"/>
40000-45000	0	0.00	<input type="text"/>
45000-50000	0	0.00	<input type="text"/>
50000-55000	2	50.00	<input type="text"/>
55000-60000	0	0.00	<input type="text"/>
60000-65000	0	0.00	<input type="text"/>
65000-70000	0	0.00	<input type="text"/>
70000-75000	0	0.00	<input type="text"/>
75000-80000	0	0.00	<input type="text"/>
80000-85000	0	0.00	<input type="text"/>
85000-90000	0	0.00	<input type="text"/>
90000-95000	0	0.00	<input type="text"/>
95000-100000	1	25.00	<input type="text"/>
100000 or more	0	0.00	<input type="text"/>
Missing	0	0.00	<input type="text"/>

**22. Are you employed in the field or a closely related field for which you prepared at Johnson?**

Response	Frequency	Percent	Mean: 1.50
Yes- How long after graduating did it take to find this job?	2	50.00	
No- What field are you currently employed in?	2	50.00	
Missing	0	0.00	

**24. Do you feel that your professional area/major provided adequate skills?**

Response	Frequency	Percent	Mean: 1.00
Yes- Why?	3	75.00	
No- Why not?	0	0.00	
Missing	1	25.00	

**27. Are you employed in a paid church-related ministry?**

Response	Frequency	Percent	Mean: 2.00
Yes Full-time	2	50.00	
Yes Part-time	0	0.00	
No	2	50.00	
Missing	0	0.00	

**29. Do you currently volunteer service in a community service organization other than a church? (e.g. Boys/Girls Club; shelters; disability services)**

Response	Frequency	Percent	Mean: 3.75
Yes [please describe]	1	25.00	
No	3	75.00	
Missing	0	0.00	

**31. Was affordable.**

Response	Frequency	Percent	Mean: 4.25
Strongly Agree	1	25.00	
Agree	3	75.00	
Neither Agree or Disagree	0	0.00	
Disagree	0	0.00	
Strongly Disagree	0	0.00	
Missing	0	0.00	

**23. Are you satisfied with what you gained from your major at Johnson University?**

Response	Frequency	Percent	Mean: 1.00
Yes- Why?	4	100.00	
No- Why not?	0	0.00	
Missing	0	0.00	

**26. If you had it to do over again, would you attend Johnson University?**

Response	Frequency	Percent	Mean: 1.00
Yes- Why?	4	100.00	
No- Why not?	0	0.00	
Missing	0	0.00	

**28. Do you currently volunteer service in a church or in a church-related organization?**

Response	Frequency	Percent	Mean: 3.25
Yes [please describe]	3	75.00	
No	1	25.00	
Missing	0	0.00	

**30. If you volunteer service, do you volunteer in the same or similar area as your degree?**

Response	Frequency	Percent	Mean: 2.00
Yes	0	0.00	
No [please describe]	3	75.00	
Missing	1	25.00	

**32. Was community-oriented.**

Response	Frequency	Percent	Mean: 3.75
Strongly Agree	0	0.00	
Agree	3	75.00	
Neither Agree or Disagree	1	25.00	
Disagree	0	0.00	
Strongly Disagree	0	0.00	
Missing	0	0.00	

**33. Was Christ-centered.**

Response	Frequency	Percent	Mean: 4.50
Strongly Agree	2	50.00	
Agree	2	50.00	
Neither Agree or Disagree	0	0.00	
Disagree	0	0.00	
Strongly Disagree	0	0.00	
Missing	0	0.00	

**35. Increased my awareness of the need for Christian service.**

Response	Frequency	Percent	Mean: 4.25
Strongly Agree	2	50.00	
Agree	1	25.00	
Neither Agree or Disagree	1	25.00	
Disagree	0	0.00	
Strongly Disagree	0	0.00	
Missing	0	0.00	

**37. Helped me to understand and appreciate different cultural contexts.**

Response	Frequency	Percent	Mean: 3.25
Strongly Agree	0	0.00	
Agree	1	25.00	
Neither Agree or Disagree	3	75.00	
Disagree	0	0.00	
Strongly Disagree	0	0.00	
Missing	0	0.00	

**40. Quality of the faculty**

Response	Frequency	Percent	Mean: 5.67
Extremely Satisfied	2	50.00	
Satisfied	1	25.00	
Neither Satisfied nor Dissatisfied	0	0.00	
Dissatisfied	0	0.00	
Extremely Dissatisfied	0	0.00	
Not Applicable	0	0.00	
Missing	1	25.00	

**34. Increased my knowledge, application, and appreciation of the Scriptures.**

Response	Frequency	Percent	Mean: 4.75
Strongly Agree	3	75.00	
Agree	1	25.00	
Neither Agree or Disagree	0	0.00	
Disagree	0	0.00	
Strongly Disagree	0	0.00	
Missing	0	0.00	

**36. Increased my desire to participate in Christian service.**

Response	Frequency	Percent	Mean: 4.25
Strongly Agree	2	50.00	
Agree	1	25.00	
Neither Agree or Disagree	1	25.00	
Disagree	0	0.00	
Strongly Disagree	0	0.00	
Missing	0	0.00	

**38. Helped me to develop skills to communicate within different cultural contexts.**

Response	Frequency	Percent	Mean: 3.25
Strongly Agree	0	0.00	
Agree	1	25.00	
Neither Agree or Disagree	3	75.00	
Disagree	0	0.00	
Strongly Disagree	0	0.00	
Missing	0	0.00	

**41. Faith-integrated curriculum**

Response	Frequency	Percent	Mean: 5.67
Extremely Satisfied	2	50.00	
Satisfied	1	25.00	
Neither Satisfied nor Dissatisfied	0	0.00	
Dissatisfied	0	0.00	
Extremely Dissatisfied	0	0.00	
Not Applicable	0	0.00	
Missing	1	25.00	



#### 42. Preparation in Biblical studies

Response	Frequency	Percent	Mean: 5.67
Extremely Satisfied	2	50.00	
Satisfied	1	25.00	
Neither Satisfied nor Dissatisfied	0	0.00	
Dissatisfied	0	0.00	
Extremely Dissatisfied	0	0.00	
Not Applicable	0	0.00	
Missing	1	25.00	

#### 44. Chapel

Response	Frequency	Percent	Mean: 2.00
Extremely Satisfied	0	0.00	
Satisfied	0	0.00	
Neither Satisfied nor Dissatisfied	1	25.00	
Dissatisfied	0	0.00	
Extremely Dissatisfied	0	0.00	
Not Applicable	2	50.00	
Missing	1	25.00	

#### 46. Effectiveness of the administration

Response	Frequency	Percent	Mean: 5.67
Extremely Satisfied	2	50.00	
Satisfied	1	25.00	
Neither Satisfied nor Dissatisfied	0	0.00	
Dissatisfied	0	0.00	
Extremely Dissatisfied	0	0.00	
Not Applicable	0	0.00	
Missing	1	25.00	

#### 43. Preparation in general education (Arts & Sciences)

Response	Frequency	Percent	Mean: 3.33
Extremely Satisfied	0	0.00	
Satisfied	1	25.00	
Neither Satisfied nor Dissatisfied	1	25.00	
Dissatisfied	0	0.00	
Extremely Dissatisfied	0	0.00	
Not Applicable	1	25.00	
Missing	1	25.00	

#### 45. Instructor feedback

Response	Frequency	Percent	Mean: 5.00
Extremely Satisfied	1	25.00	
Satisfied	1	25.00	
Neither Satisfied nor Dissatisfied	1	25.00	
Dissatisfied	0	0.00	
Extremely Dissatisfied	0	0.00	
Not Applicable	0	0.00	
Missing	1	25.00	

#### 47. Course Evaluations

Response	Frequency	Percent	Mean: 4.67
Extremely Satisfied	1	25.00	
Satisfied	0	0.00	
Neither Satisfied nor Dissatisfied	2	50.00	
Dissatisfied	0	0.00	
Extremely Dissatisfied	0	0.00	
Not Applicable	0	0.00	
Missing	1	25.00	

**48. Academic office**

Response	Frequency	Percent	Mean: 5.67
Extremely Satisfied	2	50.00	
Satisfied	1	25.00	
Neither Satisfied nor Dissatisfied	0	0.00	
Dissatisfied	0	0.00	
Extremely Dissatisfied	0	0.00	
Not Applicable	0	0.00	
<b>Missing</b>	1	25.00	

**49. Admissions office**

Response	Frequency	Percent	Mean: 5.67
Extremely Satisfied	2	50.00	
Satisfied	1	25.00	
Neither Satisfied nor Dissatisfied	0	0.00	
Dissatisfied	0	0.00	
Extremely Dissatisfied	0	0.00	
Not Applicable	0	0.00	
<b>Missing</b>	1	25.00	

**50. Business office**

Response	Frequency	Percent	Mean: 5.67
Extremely Satisfied	2	50.00	
Satisfied	1	25.00	
Neither Satisfied nor Dissatisfied	0	0.00	
Dissatisfied	0	0.00	
Extremely Dissatisfied	0	0.00	
Not Applicable	0	0.00	
<b>Missing</b>	1	25.00	

**51. Registrar's office**

Response	Frequency	Percent	Mean: 5.67
Extremely Satisfied	2	50.00	
Satisfied	1	25.00	
Neither Satisfied nor Dissatisfied	0	0.00	
Dissatisfied	0	0.00	
Extremely Dissatisfied	0	0.00	
Not Applicable	0	0.00	
<b>Missing</b>	1	25.00	

**52. Online education office (TN)**

Response	Frequency	Percent	Mean: 5.67
Extremely Satisfied	2	50.00	
Satisfied	1	25.00	
Neither Satisfied nor Dissatisfied	0	0.00	
Dissatisfied	0	0.00	
Extremely Dissatisfied	0	0.00	
Not Applicable	0	0.00	
<b>Missing</b>	1	25.00	

**53. Financial aid office**

Response	Frequency	Percent	Mean: 5.33
Extremely Satisfied	2	50.00	
Satisfied	0	0.00	
Neither Satisfied nor Dissatisfied	1	25.00	
Dissatisfied	0	0.00	
Extremely Dissatisfied	0	0.00	
Not Applicable	0	0.00	
<b>Missing</b>	1	25.00	

**54. Athletics**

Response	Frequency	Percent	Mean: 2.00
Extremely Satisfied	0	0.00	<input type="text"/>
Satisfied	0	0.00	<input type="text"/>
Neither Satisfied nor Dissatisfied	1	25.00	<input type="text"/>
Dissatisfied	0	0.00	<input type="text"/>
Extremely Dissatisfied	0	0.00	<input type="text"/>
Not Applicable	2	50.00	<input type="text"/>
<b>Missing</b>	1	25.00	<input type="text"/>

**56. Student Services**

Response	Frequency	Percent	Mean: 3.67
Extremely Satisfied	1	25.00	<input type="text"/>
Satisfied	0	0.00	<input type="text"/>
Neither Satisfied nor Dissatisfied	1	25.00	<input type="text"/>
Dissatisfied	0	0.00	<input type="text"/>
Extremely Dissatisfied	0	0.00	<input type="text"/>
Not Applicable	1	25.00	<input type="text"/>
<b>Missing</b>	1	25.00	<input type="text"/>

**58. Academic advising**

Response	Frequency	Percent	Mean: 5.33
Extremely Satisfied	2	50.00	<input type="text"/>
Satisfied	0	0.00	<input type="text"/>
Neither Satisfied nor Dissatisfied	1	25.00	<input type="text"/>
Dissatisfied	0	0.00	<input type="text"/>
Extremely Dissatisfied	0	0.00	<input type="text"/>
Not Applicable	0	0.00	<input type="text"/>
<b>Missing</b>	1	25.00	<input type="text"/>

**55. Library Services**

Response	Frequency	Percent	Mean: 5.33
Extremely Satisfied	2	50.00	<input type="text"/>
Satisfied	0	0.00	<input type="text"/>
Neither Satisfied nor Dissatisfied	1	25.00	<input type="text"/>
Dissatisfied	0	0.00	<input type="text"/>
Extremely Dissatisfied	0	0.00	<input type="text"/>
Not Applicable	0	0.00	<input type="text"/>
<b>Missing</b>	1	25.00	<input type="text"/>

**57. Library Holdings (Books, magazines, articles, etc.)**

Response	Frequency	Percent	Mean: 5.33
Extremely Satisfied	2	50.00	<input type="text"/>
Satisfied	0	0.00	<input type="text"/>
Neither Satisfied nor Dissatisfied	1	25.00	<input type="text"/>
Dissatisfied	0	0.00	<input type="text"/>
Extremely Dissatisfied	0	0.00	<input type="text"/>
Not Applicable	0	0.00	<input type="text"/>
<b>Missing</b>	1	25.00	<input type="text"/>

**59. Bookstore**

Response	Frequency	Percent	Mean: 5.00
Extremely Satisfied	1	25.00	<input type="text"/>
Satisfied	1	25.00	<input type="text"/>
Neither Satisfied nor Dissatisfied	1	25.00	<input type="text"/>
Dissatisfied	0	0.00	<input type="text"/>
Extremely Dissatisfied	0	0.00	<input type="text"/>
Not Applicable	0	0.00	<input type="text"/>
<b>Missing</b>	1	25.00	<input type="text"/>

**60. University website**

Response	Frequency	Percent	Mean: 5.00
Extremely Satisfied	1	25.00	
Satisfied	1	25.00	
Neither Satisfied nor Dissatisfied	1	25.00	
Dissatisfied	0	0.00	
Extremely Dissatisfied	0	0.00	
Not Applicable	0	0.00	
<b>Missing</b>	1	25.00	

**61. Vocational counseling**

Response	Frequency	Percent	Mean: 2.00
Extremely Satisfied	0	0.00	
Satisfied	0	0.00	
Neither Satisfied nor Dissatisfied	1	25.00	
Dissatisfied	0	0.00	
Extremely Dissatisfied	0	0.00	
Not Applicable	2	50.00	
<b>Missing</b>	1	25.00	

**62. Service Learning (formerly Student Ministry/Christian Service)**

Response	Frequency	Percent	Mean: 2.00
Extremely Satisfied	0	0.00	
Satisfied	0	0.00	
Neither Satisfied nor Dissatisfied	1	25.00	
Dissatisfied	0	0.00	
Extremely Dissatisfied	0	0.00	
Not Applicable	2	50.00	
<b>Missing</b>	1	25.00	

**63. Food services (TN)**

Response	Frequency	Percent	Mean: 2.00
Extremely Satisfied	0	0.00	
Satisfied	0	0.00	
Neither Satisfied nor Dissatisfied	1	25.00	
Dissatisfied	0	0.00	
Extremely Dissatisfied	0	0.00	
Not Applicable	2	50.00	
<b>Missing</b>	1	25.00	

**64. Counseling services (TN)**

Response	Frequency	Percent	Mean: 2.00
Extremely Satisfied	0	0.00	
Satisfied	0	0.00	
Neither Satisfied nor Dissatisfied	1	25.00	
Dissatisfied	0	0.00	
Extremely Dissatisfied	0	0.00	
Not Applicable	2	50.00	
<b>Missing</b>	1	25.00	

**65. Academic Support Center**

Response	Frequency	Percent	Mean: 2.00
Extremely Satisfied	0	0.00	
Satisfied	0	0.00	
Neither Satisfied nor Dissatisfied	1	25.00	
Dissatisfied	0	0.00	
Extremely Dissatisfied	0	0.00	
Not Applicable	2	50.00	
<b>Missing</b>	1	25.00	

**66. Classroom facilities**

Response	Frequency	Percent	Mean: 2.00
Extremely Satisfied	0	0.00	<input type="text"/>
Satisfied	0	0.00	<input type="text"/>
Neither Satisfied nor Dissatisfied	1	25.00	<input type="text"/>
Dissatisfied	0	0.00	<input type="text"/>
Extremely Dissatisfied	0	0.00	<input type="text"/>
Not Applicable	2	50.00	<input type="text"/>
<b>Missing</b>	1	25.00	<input type="text"/>

**67. Recreational facilities**

Response	Frequency	Percent	Mean: 2.00
Extremely Satisfied	0	0.00	<input type="text"/>
Satisfied	0	0.00	<input type="text"/>
Neither Satisfied nor Dissatisfied	1	25.00	<input type="text"/>
Dissatisfied	0	0.00	<input type="text"/>
Extremely Dissatisfied	0	0.00	<input type="text"/>
Not Applicable	2	50.00	<input type="text"/>
<b>Missing</b>	1	25.00	<input type="text"/>

**68. Computer Labs**

Response	Frequency	Percent	Mean: 3.67
Extremely Satisfied	1	25.00	<input type="text"/>
Satisfied	0	0.00	<input type="text"/>
Neither Satisfied nor Dissatisfied	1	25.00	<input type="text"/>
Dissatisfied	0	0.00	<input type="text"/>
Extremely Dissatisfied	0	0.00	<input type="text"/>
Not Applicable	1	25.00	<input type="text"/>
<b>Missing</b>	1	25.00	<input type="text"/>

**69. SAKAI (formerly BlackBoard)**

Response	Frequency	Percent	Mean: 5.33
Extremely Satisfied	1	25.00	<input type="text"/>
Satisfied	2	50.00	<input type="text"/>
Neither Satisfied nor Dissatisfied	0	0.00	<input type="text"/>
Dissatisfied	0	0.00	<input type="text"/>
Extremely Dissatisfied	0	0.00	<input type="text"/>
Not Applicable	0	0.00	<input type="text"/>
<b>Missing</b>	1	25.00	<input type="text"/>

**70. Internships**

Response	Frequency	Percent	Mean: 2.50
Extremely Satisfied	0	0.00	<input type="text"/>
Satisfied	0	0.00	<input type="text"/>
Neither Satisfied nor Dissatisfied	1	25.00	<input type="text"/>
Dissatisfied	0	0.00	<input type="text"/>
Extremely Dissatisfied	0	0.00	<input type="text"/>
Not Applicable	1	25.00	<input type="text"/>
<b>Missing</b>	2	50.00	<input type="text"/>

**71. I.T. Services**

Response	Frequency	Percent	Mean: 5.00
Extremely Satisfied	1	25.00	<input type="text"/>
Satisfied	1	25.00	<input type="text"/>
Neither Satisfied nor Dissatisfied	1	25.00	<input type="text"/>
Dissatisfied	0	0.00	<input type="text"/>
Extremely Dissatisfied	0	0.00	<input type="text"/>
Not Applicable	0	0.00	<input type="text"/>
<b>Missing</b>	1	25.00	<input type="text"/>

**72. Plant Services**

Response	Frequency	Percent	Mean: 2.00
Extremely Satisfied	0	0.00	<input type="text"/>
Satisfied	0	0.00	<input type="text"/>
Neither Satisfied nor Dissatisfied	1	25.00	<input type="text"/>
Dissatisfied	0	0.00	<input type="text"/>
Extremely Dissatisfied	0	0.00	<input type="text"/>
Not Applicable	2	50.00	<input type="text"/>
Missing	1	25.00	<input type="text"/>

**74. Single student housing**

Response	Frequency	Percent	Mean: 2.00
Extremely Satisfied	0	0.00	<input type="text"/>
Satisfied	0	0.00	<input type="text"/>
Neither Satisfied nor Dissatisfied	1	25.00	<input type="text"/>
Dissatisfied	0	0.00	<input type="text"/>
Extremely Dissatisfied	0	0.00	<input type="text"/>
Not Applicable	2	50.00	<input type="text"/>
Missing	1	25.00	<input type="text"/>

**76. Disciplinary procedures**

Response	Frequency	Percent	Mean: 2.00
Extremely Satisfied	0	0.00	<input type="text"/>
Satisfied	0	0.00	<input type="text"/>
Neither Satisfied nor Dissatisfied	1	25.00	<input type="text"/>
Dissatisfied	0	0.00	<input type="text"/>
Extremely Dissatisfied	0	0.00	<input type="text"/>
Not Applicable	2	50.00	<input type="text"/>
Missing	1	25.00	<input type="text"/>

**73. Married student housing**

Response	Frequency	Percent	Mean: 2.00
Extremely Satisfied	0	0.00	<input type="text"/>
Satisfied	0	0.00	<input type="text"/>
Neither Satisfied nor Dissatisfied	1	25.00	<input type="text"/>
Dissatisfied	0	0.00	<input type="text"/>
Extremely Dissatisfied	0	0.00	<input type="text"/>
Not Applicable	2	50.00	<input type="text"/>
Missing	1	25.00	<input type="text"/>

**75. Campus rules and regulations**

Response	Frequency	Percent	Mean: 2.00
Extremely Satisfied	0	0.00	<input type="text"/>
Satisfied	0	0.00	<input type="text"/>
Neither Satisfied nor Dissatisfied	1	25.00	<input type="text"/>
Dissatisfied	0	0.00	<input type="text"/>
Extremely Dissatisfied	0	0.00	<input type="text"/>
Not Applicable	2	50.00	<input type="text"/>
Missing	1	25.00	<input type="text"/>

**77. Grievance procedures**

Response	Frequency	Percent	Mean: 2.00
Extremely Satisfied	0	0.00	<input type="text"/>
Satisfied	0	0.00	<input type="text"/>
Neither Satisfied nor Dissatisfied	1	25.00	<input type="text"/>
Dissatisfied	0	0.00	<input type="text"/>
Extremely Dissatisfied	0	0.00	<input type="text"/>
Not Applicable	2	50.00	<input type="text"/>
Missing	1	25.00	<input type="text"/>

**78. SGA representation and activities**

Response	Frequency	Percent	Mean: 2.00
Extremely Satisfied	0	0.00	<input type="text"/>
Satisfied	0	0.00	<input type="text"/>
Neither Satisfied nor Dissatisfied	1	25.00	<input type="text"/>
Dissatisfied	0	0.00	<input type="text"/>
Extremely Dissatisfied	0	0.00	<input type="text"/>
Not Applicable	2	50.00	<input type="text"/>
Missing	1	25.00	<input type="text"/>

**80. Roundup (FL)**

Response	Frequency	Percent	Mean: 2.00
Extremely Satisfied	0	0.00	<input type="text"/>
Satisfied	0	0.00	<input type="text"/>
Neither Satisfied nor Dissatisfied	1	25.00	<input type="text"/>
Dissatisfied	0	0.00	<input type="text"/>
Extremely Dissatisfied	0	0.00	<input type="text"/>
Not Applicable	2	50.00	<input type="text"/>
Missing	1	25.00	<input type="text"/>

**82. I had at least one professor who made me excited about learning.**

Response	Frequency	Percent	Mean: 4.50
Strongly Agree	3	75.00	<input type="text"/>
Agree	0	0.00	<input type="text"/>
Neither Agree or Disagree	1	25.00	<input type="text"/>
Disagree	0	0.00	<input type="text"/>
Strongly Disagree	0	0.00	<input type="text"/>
Missing	0	0.00	<input type="text"/>

**84. I had at least one mentor who encouraged me to pursue my goals and dreams.**

Response	Frequency	Percent	Mean: 3.50
Strongly Agree	1	25.00	<input type="text"/>
Agree	1	25.00	<input type="text"/>
Neither Agree or Disagree	1	25.00	<input type="text"/>
Disagree	1	25.00	<input type="text"/>
Strongly Disagree	0	0.00	<input type="text"/>
Missing	0	0.00	<input type="text"/>

**79. Homecoming (TN)**

Response	Frequency	Percent	Mean: 2.00
Extremely Satisfied	0	0.00	<input type="text"/>
Satisfied	0	0.00	<input type="text"/>
Neither Satisfied nor Dissatisfied	1	25.00	<input type="text"/>
Dissatisfied	0	0.00	<input type="text"/>
Extremely Dissatisfied	0	0.00	<input type="text"/>
Not Applicable	2	50.00	<input type="text"/>
Missing	1	25.00	<input type="text"/>

**81. Class-sponsored Banquets (FL)**

Response	Frequency	Percent	Mean: 2.00
Extremely Satisfied	0	0.00	<input type="text"/>
Satisfied	0	0.00	<input type="text"/>
Neither Satisfied nor Dissatisfied	1	25.00	<input type="text"/>
Dissatisfied	0	0.00	<input type="text"/>
Extremely Dissatisfied	0	0.00	<input type="text"/>
Not Applicable	2	50.00	<input type="text"/>
Missing	1	25.00	<input type="text"/>







**83. I had at least one professor who cared about me as a person.**

Response	Frequency	Percent	Mean: 4.75
Strongly Agree	3	75.00	<input type="text"/>
Agree	1	25.00	<input type="text"/>
Neither Agree or Disagree	0	0.00	<input type="text"/>
Disagree	0	0.00	<input type="text"/>
Strongly Disagree	0	0.00	<input type="text"/>
Missing	0	0.00	<input type="text"/>







**85. I worked on at least one project that took a semester or more to complete.**

Response	Frequency	Percent	Mean: 3.25
Strongly Agree	1	25.00	<input type="text"/>
Agree	1	25.00	<input type="text"/>
Neither Agree or Disagree	0	0.00	<input type="text"/>
Disagree	2	50.00	<input type="text"/>
Strongly Disagree	0	0.00	<input type="text"/>
Missing	0	0.00	<input type="text"/>







**86. I had an internship or a job that allowed me to apply what I was learning in the classroom.**

Response	Frequency	Percent	Mean: 3.50
Strongly Agree	2	50.00	
Agree	0	0.00	
Neither Agree or Disagree	0	0.00	
Disagree	2	50.00	
Strongly Disagree	0	0.00	
Missing	0	0.00	







**88. I learned how to evaluate a point of view, decision or information source.**

Response	Frequency	Percent	Mean: 4.50
Strongly Agree	2	50.00	
Agree	2	50.00	
Neither Agree or Disagree	0	0.00	
Disagree	0	0.00	
Strongly Disagree	0	0.00	
Missing	0	0.00	







**90. I learned something that changed the way I understood an issue or concept.**

Response	Frequency	Percent	Mean: 4.75
Strongly Agree	3	75.00	
Agree	1	25.00	
Neither Agree or Disagree	0	0.00	
Disagree	0	0.00	
Strongly Disagree	0	0.00	
Missing	0	0.00	

**87. I was active in extracurricular activities and/or organizations.**

Response	Frequency	Percent	Mean: 2.50
Strongly Agree	0	0.00	
Agree	0	0.00	
Neither Agree or Disagree	2	50.00	
Disagree	2	50.00	
Strongly Disagree	0	0.00	
Missing	0	0.00	

**89. I learned how to connect what I learned to societal problems or issues.**

Response	Frequency	Percent	Mean: 4.00
Strongly Agree	0	0.00	
Agree	4	100.00	
Neither Agree or Disagree	0	0.00	
Disagree	0	0.00	
Strongly Disagree	0	0.00	
Missing	0	0.00	



## Response Report by Item

**Filter:** Field1 = Online

**Question: 9b. If your degree program was not on the list, use the text box below to tell us what it was.**

Respondent	Response
2	i also completed all the course work for the MA research. In the 11th hour I switched gears.
4	BS Bible and theology/ nonprofit management

**Question: 11. Attended a conference to further your education in your field or major?**

Respondent	Response
3	Planning on attending Preaching and Teaching Conference in Joplin, MO

**Question: 12. Attended a conference to further your education in a different field or major?**

Respondent	Response
2	Exponential Church planter's conference. 5 times
3	Disciple Shift, Post Falls, ID

**Question: 15. Enrolled in a graduate degree program in your field or major?**

Respondent	Response
1	MDiv at Lincoln Christian university

**Question: 16. Enrolled in a graduate degree program in a different field or major?**

Respondent	Response
4	Marriage and family therapy

**Question: 20. If employed, approximatley how many hours a week do you work?**

Respondent	Response
1	45
2	30-60
3	50
4	40

**Question: 22. Are you employed in the field or a closely related field for which you prepared at Johnson?**

Respondent	Response
2	imediately
3	I was employed prior to enrolling

**Question: 22. Are you employed in the field or a closely related field for which you prepared at Johnson?**

Respondent	Response
1	Health care
4	Mental health

**Question: 23. Are you satisfied with what you gained from your major at Johnson University?**

Respondent	Response
2	It's given me many tools I use nearly every week in both scholarly and pragmatic settings.
3	The program's major benefit is reinforcing critical thinking skills. I was also exposed to graduate level work and beyond that I would not normally have accessed.
4	Bible knowledge is so valuable and applies to every area of my life.

**Question: 24. Do you feel that your professional area/major provided adequate skills?**

Respondent	Response
2	It honed my skilled and gave me more confidence.
3	I preach/teach every week. The Master's program enhanced those skills

**Question: 25. If you were to choose today, what professional area or major would you choose? Why?**

Respondent	Response
2	I'm a church planter. This question is a rollercoaster question for us. I love what I do and I'm so glad that God has placed me where I am.
3	The same I am doing now. Preaching and teaching
4	I would stay the same. It was great info.

**Question: 26. If you had it to do over again, would you attend Johnson University?**

Respondent	Response
2	It was a good education for a very affordable price.
3	I have nothing but positive things to say about my experience with Johnson's Master's program online

**Question: 28. Do you currently volunteer service in a church or in a church-related organization?**

Respondent	Response
1	Lead worship, write small group material
2	I'm the executive director of the Carolina Christian youth conference. (this is volunteer) I'm also very involved in the area summer camp as a Dean. I volunteer for half a dozen other parachurch and non-profits through the year
4	Children's ministry volunteer

**Question: 29. Do you currently volunteer service in a community service organization other than a church? (e.g. Boys/Girls Club; shelters; disability services)**

Respondent	Response
2	I'm a boyscout leader, work with the YMCA, and volunteer in public school.

**Question: 30. If you volunteer service, do you volunteer in the same or similar area as your degree?**

Respondent	Response
2	My degree was preaching. I never preach at these events.

**Question: 39. Please include any comments about these 8 questions:**

<b>Respondent</b>	<b>Response</b>
2	As a distance ed student I can't say I felt very connected to the school other than my correspondence with Marsha and the various professors i had each semester. This is not a negative comment, just a realization.
3	Different cultural contexts is difficult in the online program. My experience is that the M.A. New Testament online is mostly individual-based because it has to be. Occasionally, we were able to have group discussion and quite often we were able to do this via forum. This is a very good program and my suggestion is to work very hard to keep it affordable for the vocational ministry participant

**Question: 82b. Please explain**

<b>Respondent</b>	<b>Response</b>
2	Distance ed is very self-motivated.
3	Professors were great. They were challenging and exposed me to a higher level of academic sources.

**Question: 83b. Please explain**

<b>Respondent</b>	<b>Response</b>
2	Near the end of my program I expressed a desire to throw in the towel. I'd written about 60 pages of a thesis and was really frustrated at how it was going. Over the course of my schooling I'd moved to a much more demanding ministry, had two children, and taken on leadership in several other organizations. It had taken me much more than the estimated 3 or 4 years to finish. But the professors encouraged me to stick it out. I believe it was Dr. Rodriguez and Marsha who suggested that I switch to the preaching concentration.
3	I think most of my professors were interested in applicable skills of the curriculum to my current ministries.

**Question: 84b. Please explain**

<b>Respondent</b>	<b>Response</b>
2	It's been a long time. I don't remember anything specific.
3	I'm sure I would have if I brought this up in conversation. The professors are very encouraging.

**Question: 85b. Please explain**

<b>Respondent</b>	<b>Response</b>
2	I continued my thesis for several semesters before I switched concentration. I may have spent more than one semester on my PEW project? I'm not sure now.
3	My final research paper and sermon.

**Question: 86b. Please explain**

<b>Respondent</b>	<b>Response</b>
2	I was already preaching and teaching.
3	I've been in full time ministry since 2003

**Question: 87b. Please explain**

Respondent	Response
2	online student
3	I did not live on campus since I pursued the online degree

**Question: 88b. Please explain**

Respondent	Response
2	I spent countless hours in the stacks at the Duke Divinity library learning this.
3	Critical thinking is a valued skill that was taught throughout the program.

**Question: 89b. Please explain**

Respondent	Response
2	this is natural in any field unless you're a psychopath. :) sorry for the humor. This is a long survey.
3	I often teach/preach through resources and curriculum gained from the program

**Question: 90b. Please explain**

Respondent	Response
2	It was challenging to be exposed to the wide variety of scholarship. Some of them helped me see doctrine and theology in a light that I'd never considered.
3	I have learned to research properly. This has allowed me to read opposing understandings of issues and texts and interact with them.

**Question: 91. Please list two or three specific programs, procedures, courses, activities, or experiences you had at Johnson that have proven MOST helpful to you since leaving and explain why.**

Respondent	Response
2	My greek classes were all valuable and I use those skills regularly.
3	Preaching Courses - helped me prepare proper sermons Romans taught by Dr. Rodriguez - helped me learn a new understanding of Romans which helps to explore other Epistles Matthew taught by Dr. Bridges exposed me to many works regarding the variety of sections in Matthew

**Question: 92. Please list two or three specific programs, procedures, courses, activities, or experiences you had at Johnson that have proven LEAST helpful to you since leaving and explain why.**

Respondent	Response
2	History of preaching class was interesting. But I'm not sure I've ever needed to know any of it.
3	Spiritual Formations classes - these were excellent classes, but it would have benefited far greater to be able to have classroom experiences with them. It was just difficult to experience the full effect from a book. Smith was an excellent professor, though.

**Question: 93. Please include any additional comments:**

Respondent	Response
2	Thanks for being a quality institution!

# Response Report by Respondent

Filter: Field1 = Online

## Respondent: 1

Question	Response
15. Enrolled in a graduate degree program in your field or major?	MDiv at Lincoln Christian university
20. If employed, approximatley how many hours a week do you work?	45
22. Are you employed in the field or a closely related field for which you prepared at Johnson?	Health care
28. Do you currently volunteer service in a church or in a church-related organization?	Lead worship, write small group material

## Respondent: 2

Question	Response
9b. If your degree program was not on the list, use the text box below to tell us what it was.	i also completed all the course work for the MA research. In the 11th hour I switched gears.
12. Attended a conference to further your education in a different field or major?	Exponential Church planter's conference. 5 times
20. If employed, approximatley how many hours a week do you work?	30-60
22. Are you employed in the field or a closely related field for which you prepared at Johnson?	imediately
23. Are you satisfied with what you gained from your major at Johnson University?	It's given me many tools I use nearly every week in both scholarly and pragmatic settings.
24. Do you feel that your professional area/major provided adequate skills?	It honed my skilled and gave me more confidence.
25. If you were to choose today, what professional area or major would you choose? Why?	I'm a church planter. This question is a rollercoaster question for us. I love what I do and I'm so glad that God has placed me where I am.
26. If you had it to do over again, would you attend Johnson University?	It was a good education for a very affordable price.
28. Do you currently volunteer service in a church or in a church-related organization?	I'm the executive director of the Carolina Christian youth conference. (this is volunteer) I'm also very involved in the area summer camp as a Dean. I volunteer for half a dozen other parachurch and non-profits through the year
29. Do you currently volunteer service in a community service organization other than a church? (e.g. Boys/Girls Club; shelters; disability services)	I'm a boyscout leader, work with the YMCA, and volunteer in public school.
30. If you volunteer service, do you volunteer in the same or similar area as your degree?	My degree was preaching. I never preach at these events.
39. Please include any comments about these 8 questions:	As a distance ed student I can't say I felt very connected to the school other than my correspondence with Marsha and the various professors i had each semester. This is not a negative comment, just a realization.
82b. Please explain	Distance ed is very self-motivated.

**Respondent: 2**

Question	Response
83b. Please explain	Near the end of my program I expressed a desire to throw in the towel. I'd written about 60 pages of a thesis and was really frustrated at how it was going. Over the course of my schooling I'd moved to a much more demanding ministry, had two children, and taken on leadership in several other organizations. It had taken me much more than the estimated 3 or 4 years to finish. But the professors encouraged me to stick it out. I believe it was Dr. Rodriguez and Marsha who suggested that I switch to the preaching concentration.
84b. Please explain	It's been a long time. I don't remember anything specific.
85b. Please explain	I continued my thesis for several semesters before I switched concentration. I may have spent more than one semester on my PEW project? I'm not sure now.
86b. Please explain	I was already preaching and teaching.
87b. Please explain	online student
88b. Please explain	I spent countless hours in the stacks at the Duke Divinity library learning this.
89b. Please explain	this is natural in any field unless you're a psychopath. :) sorry for the humor. This is a long survey.
90b. Please explain	It was challenging to be exposed to the wide variety of scholarship. Some of them helped me see doctrine and theology in a light that I'd never considered.
91. Please list two or three specific programs, procedures, courses, activities, or experiences you had at Johnson that have proven MOST helpful to you since leaving and explain why.	My greek classes were all valuable and I use those skills regularly.
92. Please list two or three specific programs, procedures, courses, activities, or experiences you had at Johnson that have proven LEAST helpful to you since leaving and explain why.	History of preaching class was interesting. But I'm not sure I've ever needed to know any of it.
93. Please include any additional comments:	Thanks for being a quality institution!

**Respondent: 3**

Question	Response
11. Attended a conference to further your education in your field or major?	Planning on attending Preaching and Teaching Conference in Joplin, MO
12. Attended a conference to further your education in a different field or major?	Disciple Shift, Post Falls, ID
20. If employed, approximatley how many hours a week do you work?	50
22. Are you employed in the field or a closely related field for which you prepared at Johnson?	I was employed prior to enrolling
23. Are you satisfied with what you gained from your major at Johnson University?	The program's major benefit is reinforcing critical thinking skills. I was also exposed to graduate level work and beyond that I would not normally have accessed.
24. Do you feel that your professional area/major provided adequate skills?	I preach/teach every week. The Master's program enhanced those skills

**Respondent: 3**

Question	Response
25. If you were to choose today, what professional area or major would you choose? Why?	The same I am doing now. Preaching and teaching
26. If you had it to do over again, would you attend Johnson University?	I have nothing but positive things to say about my experience with Johnson's Master's program online
39. Please include any comments about these 8 questions:	Different cultural contexts is difficult in the online program. My experience is that the M.A. New Testament online is mostly individual-based because it has to be. Occasionally, we were able to have group discussion and quite often we were able to do this via forum. This is a very good program and my suggestion is to work very hard to keep it affordable for the vocational ministry participant
82b. Please explain	Professors were great. They were challenging and exposed me to a higher level of academic sources.
83b. Please explain	I think most of my professors were interested in applicable skills of the curriculum to my current ministries.
84b. Please explain	I'm sure I would have if I brought this up in conversation. The professors are very encouraging.
85b. Please explain	My final research paper and sermon.
86b. Please explain	I've been in full time ministry since 2003
87b. Please explain	I did not live on campus since I pursued the online degree
88b. Please explain	Critical thinking is a valued skill that was taught throughout the program.
89b. Please explain	I often teach/preach through resources and curriculum gained from the program
90b. Please explain	I have learned to research properly. This has allowed me to read opposing understandings of issues and texts and interact with them.
91. Please list two or three specific programs, procedures, courses, activities, or experiences you had at Johnson that have proven MOST helpful to you since leaving and explain why.	Preaching Courses - helped me prepare proper sermons Romans taught by Dr. Rodriguez - helped me learn a new understanding of Romans which helps to explore other Epistles Matthew taught by Dr. Bridges exposed me to many works regarding the variety of sections in Matthew
92. Please list two or three specific programs, procedures, courses, activities, or experiences you had at Johnson that have proven LEAST helpful to you since leaving and explain why.	Spiritual Formations classes - these were excellent classes, but it would have benefited far greater to be able to have classroom experiences with them. It was just difficult to experience the full effect from a book. Smith was an excellent professor, though.

**Respondent: 4**

Question	Response
9b. If your degree program was not on the list, use the text box below to tell us what it was.	BS Bible and theology/ nonprofit management
16. Enrolled in a graduate degree program in a different field or major?	Marriage and family therapy
20. If employed, approximately how many hours a week do you work?	40
22. Are you employed in the field or a closely related field for which you prepared at Johnson?	Mental health
23. Are you satisfied with what you gained from your major at Johnson University?	Bible knowledge is so valuable and applies to every area of my life.

**Respondent: 4**

<b>Question</b>	<b>Response</b>
25. If you were to choose today, what professional area or major would you choose? Why?	I would stay the same. It was great info.
28. Do you currently volunteer service in a church or in a church-related organization?	Children's ministry volunteer