

Master of Arts in Counseling

2017-2018 Vital Statistics (as of 7/7/18)

Enrollment/Graduation/Completion data (CMHC)*

Year	New Students Enrolled	Number Students Graduated	Avg. Years to Complete	Rate of Comp.	Total Enrolled as of Summer
2016	8	10	2.1	91.7%	16
2017	10	7	2.4	90.0%	16
2018	11	7	2.5	(pend)	23

Enrollment/Graduation/Completion data (School Counseling)*

Year	New Students Enrolled	Number Students Graduated	Avg. Years to Complete	Rate of Comp.	Total Enrolled as of Summer
2016	3	1	2.0	100%	3
2017	3	0	n/a	n/a	6
2018	5	3	2.0	100%	8

*students have 2-5 years to complete program of study

Pass Rates on Credentialing Exams

Counselor Preparation Comprehensive Exam (CPCE) pass rate

<i>Spring 2018</i>	
<i>Johnson CPCE Results</i>	
Mean, sd	92.11, sd=8.07
Range, count	R=78-109, n=9
# passed	9 of 9 passed on first try
<i>National CPCE Results</i>	
Mean, sd	87.87, sd=16.65
Range, count	R=43-123, n=289

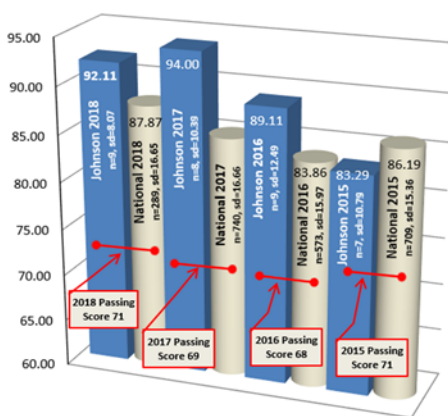
School Guidance and Counseling Praxis pass rate

<i>Spring 2018</i>	
Mean	176.7
Range, count	R=170-181, n=3
Passing Score	156
# passed	3 of 3 passed on first try

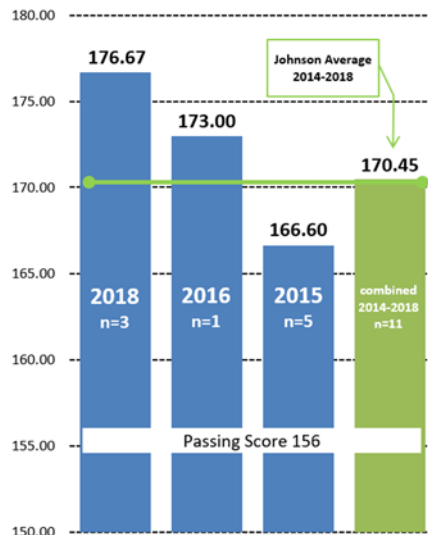
Oral Exam pass rate (CMHC & School Counseling)

<i>Spring 2018</i>	
<i>CMHC Results</i>	7 of 7 passed on first try
Mean	88.46
Range, count	83.81-95.06, n=7
<i>SC Results</i>	
	3 of 3 passed on first try
Mean	90.48
Range, count	88.19-94.39, n=3

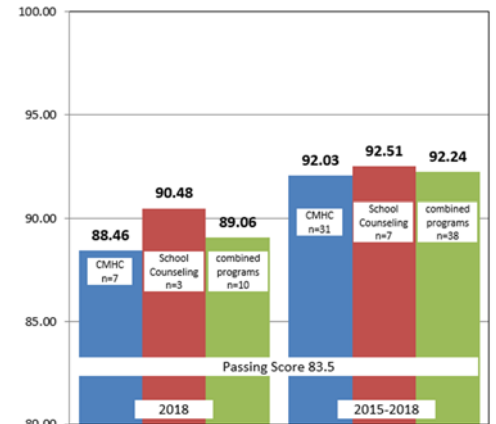
CPCE Annual Averages (2015-2018)



PRAXIS Exam Annual Average



Oral Exam Annual Averages



Job Placement Rate (graduation year)	2018 grads	2017 grads	2016 grads
Obtained employment within 3 months after graduation	XX%	100%	80%
Obtained employment within 1 year after graduation	not yet available	100%	90%