



Johnson University

Classes of 2010 & 2013

Alumni Survey

Fall 2015

Dr. Mark Pierce

Vice Provost for Institutional Effectiveness
and Academic Services

Executive Summary of the 2015 Annual Alumni Survey

Mark F. Pierce, Ph.D.

Method: In October of 2015 we contacted 305 graduates from the classes of 2010 and 2013. We used the email addresses supplied by the Alumni Office as the starting point for this survey. We supplemented the list with announcements on the Facebook pages for JUTN, JUFL, and the Twitter account to reach alumni for whom we did not have addresses. This year we were able to identify two campuses, Tennessee and Florida, and two modalities, on ground and online. The online students are small in number and were traditionally included in the Tennessee campus. We will be able to disaggregate their answers better as the online programs grow. The survey we used this year is an updated survey. We added several questions for internal constituents who are conducting research. This year we added a question about athletics, a series of questions about student-faculty interaction, a series of questions which will be interpreted by the QEP team, and a series of questions about early career salaries.

Results: From the 305 graduates we received 104 completed surveys for a response rate of 34%. This return rate is adequate for some statistical generalizations. As a rule of thumb a sample size of 26% to 28% of the population produces enough statistical power to make good generalizations. The JUTN response rate was 35%. The JUFL response rate was 22%. The JU Online response rate is difficult to compute because the online programs were embedded in JUTN before 2011.

- The employment percentage and modal range of current salary for these early career graduates is encouraging. Of the 87 responses from Tennessee, 67 reported they were working full time and another nine reported they were working at least part time. This indicates that 87% of the TN graduates are currently employed. Only three (3.4%) reported that they are unemployed and currently seeking employment. Several were still in graduate programs. We had a smaller response rate at Florida, but the persons who did respond indicated that 11 were working full time and the 12th person indicated they were working part time (100%). We should be a little cautious about generalizing from a 22% response rate, but it is still a good indicator. All four of the online graduates reported that they are currently employed full time. This is a good indicator as well, but we should be cautious because the number of online graduates is still very small. It is a good start but it needs monitoring in the future as the online population grows.
- We asked the current salary question for the first time on this survey. For reporting income we chose to use \$5,000 increments (ex: \$25,000-\$30,000) rather than exact amounts. We thought that alumni would rather answer in increments than in exact amounts. Approximately 94% of the TN alumni answered the question. Only 21% reported annual income less than \$20,000 and some of those graduates reported they are still in graduate school. Most of the TN graduates reported a current salary between \$25,000 and \$40,000 (47% of the respondents). Twelve of the graduates reported earning more than \$50,000. At Florida the answers indicated \$25,000 to \$35,000 as most common. Only one graduate reported income higher than \$50,000. This difference between JUTN and JUFL is probably

explainable due to the fact that most Florida respondents were employed in ministry positions. The graduates with online degrees are difficult to assess because some had jobs before they earned their degree. Two of the four graduates reported income from \$50,000 to \$55,000. The lowest was in the range of \$20,000 to \$25,000. The salaries of the online graduates look higher than the TN and FL campuses, but we must remember that online students probably already had jobs. We will monitor this as the number of graduates grows.

- We asked questions about continuing education for many years on our alumni surveys. This year's group is about average for JU alumni. Among the 2010 and 2013 TN graduates 34% enrolled in a graduate degree program and nine of those 34 (26% of the enrolled grad students and 10% of the respondents) have completed the graduate degree at the time of the survey. At Florida five of the 12 (41%) enrolled in a graduate degree. Two of the five (40% of the enrolled grad students and 16% of all respondents) finished the degree by the time of the survey. Of the online students, three of the four were JU graduate students
- Of the JUTN alumni 87.5% said they would return to JU if they had it to do again. At Florida 92.3% indicated they would return. The online graduates unanimously reported that they would return again. We must keep in mind that Florida and Online numbers are still very small, but the trends are positive.

Discussion: We arranged the answers differently this year. We put the scaled questions and the open-ended comments together so that the reader can keep one subject in view without having to turn pages. The open comments are very positive at all locations and modalities. The comments expressing some dissatisfaction are generally framed in constructive ways by the respondents. The older questions on the survey have a long history and we can show trends by comparing answers over several years. Anyone who wishes to see long-term trends may request this information.

Respectfully,

Mark F. Pierce, Ph.D.

1. From which campus did you receive your degree?

Response	Frequency	Percent	Mean: 1.20
Tennessee	87	82.86	
Florida Formerly FCC	13	12.38	
Online	4	3.81	

2. What is your age range?

Response	Frequency	Percent	Mean: 2.62
20-25	6	46.15	
25-30	2	15.38	
30-35	0	0.00	
35-40	1	7.69	
40-45	4	30.77	

3. What is your gender?

Response	Frequency	Percent	Mean: 1.46
Male	7	53.85	
Female	6	46.15	

4. What was your state of residence before coming to Johnson University/FCC-JUFL?

Response	Frequency	Percent	Mean: 12.38
Florida	11	84.62	
Georgia	1	7.69	
Illinois	1	7.69	

5. What is your state of residence now?

Response	Frequency	Percent	Mean: 20.62
Florida	7	53.85	
Illinois	1	7.69	
Indiana	1	7.69	
Missouri	1	7.69	
Pennsylvania	2	15.38	
South Carolina	1	7.69	

6. I was on an athletic team while at Johnson University/FCC-JUFL.

Response	Frequency	Percent	Mean: 2.85
Yes and I feel it benefited me.	1	7.69	
Yes but I do not feel it benefited me	0	0.00	
No I was not on an athletic team	12	92.31	

Question: 6b. If yes, please describe how being on an athletic team did or did not benefit you.

Response

The cross country team really helped me with discipline in all areas of my life! Spiritually, academically, and physically. I grew more being on a team than I would have had I not joined.

7. Have you returned to campus since graduation?

Response	Frequency	Percent	Mean: 3.15
Yes	11	84.62	
No	2	15.38	

Question: 7b. If yes,

Response

Many Times

Couple of times

4

I work here now, so daily however if I didn't I imagine I would return 3 or so times a year: Roundup, concerts, etc.

2

3-5 times

Visiting professors


On vacation, decided to show off my son who was a baby when I attended. I also introduced my daughter who was not born yet. I always enjoy being able to "Come home" when I am in the area.

I live with my husband on campus

Visiting professors

7c. If no, please share why you have not returned (select all that apply)

Response	Frequency	Percent	Mean: -
Distance from the university	2	15.38	
Events do not fit into my schedule	1	7.69	
Not relevant to my life situation	1	7.69	
Other	0	0.00	
Missing	11	84.62	



9. In which degree program were you enrolled?

B.A. in Humanities	2	15.38	
A.S. in Ministry Leadership	1	7.69	
B.A./B.S. in Children's Ministry	1	7.69	
B.A./B.S. in Interdisciplinary Studies-Elementary Ed. K-5 & ESL Ed. PreK-12	1	7.69	
B.A. in Music & Worship Ministry	1	7.69	
B.A./B.S. in Human Services-Couns	2	15.38	
B.A./B.S. in Ministry Leadership	1	7.69	
B.A./B.S. in Preaching & Church Leadership	1	7.69	
B.A./B.S. in Youth Ministry	2	15.38	

Question: 9b. If your degree program was not on the list, use the text box below to tell us what it was.

Response
B.S. Organizational Leadership
It was k-6th grade at the time.
Bible & Humanities

10. When did you receive this degree from Johnson University/FCC-JUFL?

Response	Frequency	Percent	Mean: 1.46
Two years ago 2013	9	69.23	
Five years ago 2010	2	15.38	
Other	2	15.38	
Missing	0	0.00	

11. Attended a conference to further your education in your field or major?

Response	Frequency	Percent	Mean: 3.46
Yes [please describe]	7	53.85	
No	6	46.15	

Response
Orange conference
NACC and the Stone Campbell Journal Conference as well as leadership conferences in Savannah GA and Louisville KY. A preaching event at Johnson University TN too.
Orange Conference
Leadership conferences through Person 2 person
Orange
Completed MA of Arts in Clinical Mental Health Counseling
Various social services conferences

12. Attended a conference to further your education in a different field or major?

Response	Frequency	Percent	Mean: 3.91
Yes [please describe]	1	7.69	
No	10	76.92	
Missing	2	15.38	

Response
Association of Christian Librarians

13. Enrolled in some form of continuing education in your field or major?

Response	Frequency	Percent	Mean: 3.85
Yes [please describe]	2	15.38	
No	11	84.62	
Missing	0	0.00	

Response
I went to Cincinnati Christian University to earn my MDIV in Practical Ministries with an emphasis on Pastoral Leadership
Graduate Degree in Counseling

13b. Was it required in your profession?

Response	Frequency	Percent	Mean: 1.91
Yes	1	7.69	
No	10	76.92	
Missing	2	15.38	

14. Enrolled in some form of continuing education in a different field or major?

Response	Frequency	Percent	Mean: 4.00
Yes [please describe]	0	0.00	
No	11	84.62	
Missing	2	15.38	

15. Enrolled in a graduate degree program in your field or major?

Response	Frequency	Percent	Mean: 3.69
Yes [please describe]	4	30.77	
No	9	69.23	
Missing	0	0.00	

Response
M.Div, contemporary theology I am working on this degree now, will graduate in May.
MDIV at Cincinnati Christian University
Currently enrolled in a Masters of Sacred Literature program with Summit Theological Seminary
Master of Arts Mental Health Counseling

15b. Did you complete this degree?

Response	Frequency	Percent	Mean: 1.75
Yes	2	15.38	
No	6	46.15	
Missing	5	38.46	

16. Enrolled in a graduate degree program in a different field or major?

Response	Frequency	Percent	Mean: 3.91
Yes [please describe]	1	7.69	
No	10	76.92	
Missing	2	15.38	

Response

MLIS (Masters in Library and information Sciences)

16b. Did you complete this degree?

Response	Frequency	Percent	Mean: 2.00
Yes	0	0.00	
No	6	46.15	
Missing	7	53.85	

17. Earned a professional license in your field or major?

Response	Frequency	Percent	Mean: 3.92
Yes [please describe]	1	7.69	
No	11	84.62	
Missing	1	7.69	

Response

State Registered Mental Health Counselor Intern

17b. Was it required in your profession?

Response	Frequency	Percent	Mean: 1.88
Yes	1	7.69	
No	7	53.85	
Missing	5	38.46	

18. Earned a professional license in a different field or major?

Response	Frequency	Percent	Mean: 4.00
Yes [please describe]	0	0.00	
No	12	92.31	
Missing	1	7.69	

19. How would you classify your employment at this time?

Response	Frequency	Percent	Mean: 4.00
Not employed-not seeking employment	0	0.00	
Not employed-seeking employment	0	0.00	
Employed Part-time	1	7.69	
Employed Full-time	11	84.62	
Other please explain	1	7.69	
Missing	0	0.00	

20. If employed, approximatley how many hours a week do you work?

Response	Frequency	Percent	Mean: -
40	6	46.15	
29	1	7.69	
48	1	7.69	
	2	15.38	
salary 40hours	1	7.69	
40	1	7.69	
37.5	1	7.69	

21. What is your approximate yearly income?

Response	Frequency	Percent	Mean: 3.62
20000 or less	4	30.77	
20000-25000	0	0.00	
25000-30000	4	30.77	
30000-35000	2	15.38	
35000-40000	0	0.00	
40000-45000	1	7.69	
45000-50000	1	7.69	
50000-55000	0	0.00	
55000-60000	0	0.00	
60000-65000	1	7.69	

Response

Not employed, pregnant

22. Are you employed in the field or a closely related field for which you prepared at Johnson?

Response	Frequency	Percent	Mean: 1.38
Yes- How long after graduating did it take to find this job?	8	61.54	
No- What field are you currently employed in?	5	38.46	
Missing	0	0.00	

Response YES

before graduating
 Employed as children's pastor immediately after graduation.
 I began preaching before graduating immediately
 1 year
 2 years
 2 years

Response NO

I'm a TA, while working on my M.Div
 Restoration
 Admissions at Johnson.
 Finances
 Not employed

23. Are you satisfied with what you gained from your major at Johnson University?

Response	Frequency	Percent	Mean: 1.08
Yes- Why?	12	92.31	
No- Why not?	1	7.69	
Missing	0	0.00	

Response YES

I gained life-long mentors and a solid education that set me on the path toward graduate school.
 It provided me with the necessary degree to be hired in my chosen profession.
 I feel secure in my field because I was well prepared for the road ahead. The Professors went above and beyond the syllabus to make sure I had the proper "tools" to do the job with excellence!
 If I do continue in education in my field I feel prepared and equipped to do the job.
 Bible & Humanities helped me be a balanced person and understand the world better. It helped me see where we came from, where we are, and where we're going.
 I know it will help me she. I get a job as a worship leader in a church or organization.
 It prepared me to enroll in graduate school and complete a Master's Degree

Response NO

I did not learn very much about youth ministry

24. Do you feel that your professional area/major provided adequate skills?

Response	Frequency	Percent	Mean: 1.15
Yes- Why?	11	84.62	
No- Why not?	2	15.38	

Response NO

Almost all "practical" knowledge was gained through volunteer and internship experiences not required for my major.
 The classes I took only helped me understand God more and not how to minister.

Response YES




Yes, this major definitely gave me good skills in writing and critical thinking.

The professors shared from their personal experiences so I knew what to expect when entering the ministry full time.
 During my student teaching, there were very few surprises, I felt well prepared.
 FCC and my major prepared me with critical thinking skills
 I know more about music and worship than I did before, and I feel I am well equipped to start out small and be able to build up a program.
 Because my major at Johnson University had many classes that were taught on a graduate level which prepared me furthering my education.

25. If you were to choose today, what professional area or major would you choose? Why?

Business
 Humanities, particularly philosophy. This type of learning was missing from my secondary education, and it has prepared me well for pursuing theology and pastoral work.
 Either children's ministry or communications and graphic design. Both are things that I am personally passionate about and greatly affect the influence of the local church, either positively or negatively, depending on their execution and effectiveness.
 Preaching because that is what I have been called to.
 Perhaps counseling. This is something that would be very useful with m volunteer work at church.
 A business degree because it has a broad spectrum of what type of job I could get and it would help in many areas of ministry.
 Bible & Humanities if I went to FCC. It was always the most well rounded degree that prepared students best for graduate school.
 Music and worship

26. If you had it to do over again, would you attend Johnson University?

Response	Frequency	Percent	Mean: 1.08
Yes- Why?	12	92.31	
No- Why not?	1	7.69	
Missing	0	0.00	





Response NO

Not now. If it was still the school that I attended, I would. The school has a different purpose now than what it was originally started for. I would not recommend any of our youth in our congregation attend Johnson. I know several other previous Johnson (FCC) alumni who would wholeheartedly agree with me. It is quite sad.




Response YES

Great professors, great education
 I enjoyed the campus life experience and through friends and connections made at school, ended up gaining the experience to work full-time in ministry.
 Going to Johnson University Florida was the best decision I made and my life was transformed because I entered the ministry full time well equipped and with a passion for serving.
 The expectations and reputation live up to what it is.
 Because of the friends I made but I would not major in youth ministry.
 If it was FCC, I would have no hesitation at all. If I was going into college today and it was JUFL, I would have a harder time deciding that and making sure I agreed with the vision and values of Johnson.
 I loved my experience here and the campus is beautiful!
 The university provided a wholesome environment as well as a great foundation for educational learning.

27. Are you employed in a paid church-related ministry?

Response	Frequency	Percent	Mean: 1.85
Yes Full-time	7	53.85	
Yes Part-time	1	7.69	
No	5	38.46	
Missing	0	0.00	




28. Do you currently volunteer service in a church or in a church-related organization?

Response	Frequency	Percent	Mean: 3.17
Yes [please describe]	10	76.92	
No	2	15.38	
Missing	1	7.69	

Response

Bible studies, women's ministry
 Student Cabinet President, at Lincoln Christian University
 To the extent that I am able to help other ministries "win" at my place of employment.
 I am on the continuation committee for the NACC
 Worship and American Red Cross
 Youth ministry sponsor.
 I help out with my local church youth group.
 Junior High Ministry
 I help with singing in worship at different churches
 Youth sponsors, children's church teacher




29. Do you currently volunteer service in a community service organization other than a church? (e.g. Boys/Girls Club; shelters; disability services)

Response	Frequency	Percent	Mean: 3.67
Yes [please describe]	4	30.77	
No	8	61.54	
Missing	1	7.69	

Response

I lead a worship service for the local nursing home.
 Homeschool Co-op (2 of them).
 Rapha House (Cambodia) with mission trips and support visits.

30. If you volunteer service, do you volunteer in the same or similar area as your degree?

Response	Frequency	Percent	Mean: 1.67
Yes	4	30.77	
No [please describe]	8	61.54	
Missing	1	7.69	

Response

Most of my volunteering is in event planning, communication, and graphic design.
 I teach science and physical education for our Co-op
 These are not in the education field.

Johnson University/FCC-JUFL

31. Was affordable.

Response	Frequency	Percent	Mean: 3.46
Strongly Agree	2	15.38	<div style="width: 15.38%;"></div>
Agree	5	38.46	<div style="width: 38.46%;"></div>
Neither Agree or Disagree	4	30.77	<div style="width: 30.77%;"></div>
Disagree	1	7.69	<div style="width: 7.69%;"></div>
Strongly Disagree	1	7.69	<div style="width: 7.69%;"></div>
Missing	0	0.00	

33. Was Christ-centered.

Response	Frequency	Percent	Mean: 4.69
Strongly Agree	9	69.23	<div style="width: 69.23%;"></div>
Agree	4	30.77	<div style="width: 30.77%;"></div>
Neither Agree or Disagree	0	0.00	
Disagree	0	0.00	
Strongly Disagree	0	0.00	
Missing	0	0.00	

35. Increased my awareness of the need for Christian service.

Response	Frequency	Percent	Mean: 4.31
Strongly Agree	6	46.15	<div style="width: 46.15%;"></div>
Agree	5	38.46	<div style="width: 38.46%;"></div>
Neither Agree or Disagree	2	15.38	<div style="width: 15.38%;"></div>
Disagree	0	0.00	
Strongly Disagree	0	0.00	
Missing	0	0.00	

37. Helped me to understand and appreciate different cultural contexts.

Response	Frequency	Percent	Mean: 3.77
Strongly Agree	4	30.77	<div style="width: 30.77%;"></div>
Agree	5	38.46	<div style="width: 38.46%;"></div>
Neither Agree or Disagree	1	7.69	<div style="width: 7.69%;"></div>
Disagree	3	23.08	<div style="width: 23.08%;"></div>
Strongly Disagree	0	0.00	
Missing	0	0.00	

Response

I was in the LEAD program so there were not as many scholarships available to me. I did receive grants and aid but I relied on my church scholarship to fill in the gaps. It would help those in the LEAD program to have more resources available for financing their education without having to go into debt.

At the time, FCC offered very few and very minimal scholarships. Even with church support, FCC scholarships and Bright Futures, etc I still needed \$50,000 to fund my education. This is something that is keeping me from continuing education (to avoid adding to a current debt) and purchasing a home, etc. I feel as if the debt holds me back somewhat.

Helped me understand God and my relationship with Him but not much else.

I couldn't say enough good things about Florida Christian College. It was truly, the best decision I've made in my young adult life.

I think the price is a little high but it's a private college so it makes sense, and I think it could use more emphasis on community. It needs more structure in student activities on campus.

32. Was community-oriented.

Response	Frequency	Percent	Mean: 4.08
Strongly Agree	4	30.77	<div style="width: 30.77%;"></div>
Agree	6	46.15	<div style="width: 46.15%;"></div>
Neither Agree or Disagree	3	23.08	<div style="width: 23.08%;"></div>
Disagree	0	0.00	
Strongly Disagree	0	0.00	
Missing	0	0.00	

34. Increased my knowledge, application, and appreciation of the Scriptures.

Response	Frequency	Percent	Mean: 4.62
Strongly Agree	8	61.54	<div style="width: 61.54%;"></div>
Agree	5	38.46	<div style="width: 38.46%;"></div>
Neither Agree or Disagree	0	0.00	
Disagree	0	0.00	
Strongly Disagree	0	0.00	
Missing	0	0.00	

36. Increased my desire to participate in Christian service.

Response	Frequency	Percent	Mean: 4.38
Strongly Agree	6	46.15	<div style="width: 46.15%;"></div>
Agree	6	46.15	<div style="width: 46.15%;"></div>
Neither Agree or Disagree	1	7.69	<div style="width: 7.69%;"></div>
Disagree	0	0.00	
Strongly Disagree	0	0.00	
Missing	0	0.00	

38. Helped me to develop skills to communicate within different cultural contexts.

Response	Frequency	Percent	Mean: 3.77
Strongly Agree	4	30.77	<div style="width: 30.77%;"></div>
Agree	5	38.46	<div style="width: 38.46%;"></div>
Neither Agree or Disagree	2	15.38	<div style="width: 15.38%;"></div>
Disagree	1	7.69	<div style="width: 7.69%;"></div>
Strongly Disagree	1	7.69	<div style="width: 7.69%;"></div>
Missing	0	0.00	

Rate your satisfaction with the following aspects of your Johnson University/FCC-JUFL experience:

40. Quality of the faculty

Response	Frequency	Percent	Mean: 4.33
Extremely Satisfied	3	23.08	
Satisfied	6	46.15	
Neither Satisfied nor Dissatisfied	0	0.00	
Dissatisfied	0	0.00	
Extremely Dissatisfied	0	0.00	
Not Applicable	0	0.00	
Missing	4	30.77	

41. Faith-integrated curriculum

Response	Frequency	Percent	Mean: 4.43
Extremely Satisfied	3	23.08	
Satisfied	4	30.77	
Neither Satisfied nor Dissatisfied	0	0.00	
Dissatisfied	0	0.00	
Extremely Dissatisfied	0	0.00	
Not Applicable	0	0.00	
Missing	6	46.15	

42. Preparation in Biblical studies

Response	Frequency	Percent	Mean: 4.29
Extremely Satisfied	3	23.08	
Satisfied	3	23.08	
Neither Satisfied nor Dissatisfied	1	7.69	
Dissatisfied	0	0.00	
Extremely Dissatisfied	0	0.00	
Not Applicable	0	0.00	
Missing	6	46.15	

43. Preparation in general education (Arts & Sciences)

Response	Frequency	Percent	Mean: 3.60
Extremely Satisfied	3	23.08	
Satisfied	3	23.08	
Neither Satisfied nor Dissatisfied	2	15.38	
Dissatisfied	1	7.69	
Extremely Dissatisfied	1	7.69	
Not Applicable	0	0.00	
Missing	3	23.08	

44. Chapel

Response	Frequency	Percent	Mean: 2.91
Extremely Satisfied	1	7.69	
Satisfied	2	15.38	
Neither Satisfied nor Dissatisfied	4	30.77	
Dissatisfied	3	23.08	
Extremely Dissatisfied	1	7.69	
Not Applicable	0	0.00	
Missing	2	15.38	

45. Instructor feedback

Response	Frequency	Percent	Mean: 4.00
Extremely Satisfied	2	15.38	
Satisfied	7	53.85	
Neither Satisfied nor Dissatisfied	0	0.00	
Dissatisfied	1	7.69	
Extremely Dissatisfied	0	0.00	
Not Applicable	0	0.00	
Missing	3	23.08	

46. Effectiveness of the administration

Response	Frequency	Percent	Mean: 3.90
Extremely Satisfied	2	15.38	
Satisfied	6	46.15	
Neither Satisfied nor Dissatisfied	1	7.69	
Dissatisfied	1	7.69	
Extremely Dissatisfied	0	0.00	
Not Applicable	0	0.00	
Missing	3	23.08	

47. Course Evaluations

Response	Frequency	Percent	Mean: 3.20
Extremely Satisfied	2	15.38	
Satisfied	2	15.38	
Neither Satisfied nor Dissatisfied	3	23.08	
Dissatisfied	2	15.38	
Extremely Dissatisfied	1	7.69	
Not Applicable	0	0.00	
Missing	3	23.08	

49. Admissions office

Response	Frequency	Percent	Mean: 4.22
Extremely Satisfied	2	15.38	
Satisfied	7	53.85	
Neither Satisfied nor Dissatisfied	0	0.00	
Dissatisfied	0	0.00	
Extremely Dissatisfied	0	0.00	
Not Applicable	0	0.00	
Missing	4	30.77	

51. Registrar's office

Response	Frequency	Percent	Mean: 4.20
Extremely Satisfied	1	7.69	
Satisfied	4	30.77	
Neither Satisfied nor Dissatisfied	0	0.00	
Dissatisfied	0	0.00	
Extremely Dissatisfied	0	0.00	
Not Applicable	0	0.00	
Missing	8	61.54	

53. Financial aid office

Response	Frequency	Percent	Mean: 3.56
Extremely Satisfied	2	15.38	
Satisfied	4	30.77	
Neither Satisfied nor Dissatisfied	1	7.69	
Dissatisfied	1	7.69	
Extremely Dissatisfied	1	7.69	
Not Applicable	0	0.00	
Missing	4	30.77	

48. Academic office

Response	Frequency	Percent	Mean: 4.00
Extremely Satisfied	2	15.38	
Satisfied	5	38.46	
Neither Satisfied nor Dissatisfied	2	15.38	
Dissatisfied	0	0.00	
Extremely Dissatisfied	0	0.00	
Not Applicable	0	0.00	
Missing	4	30.77	

50. Business office

Response	Frequency	Percent	Mean: 3.60
Extremely Satisfied	2	15.38	
Satisfied	4	30.77	
Neither Satisfied nor Dissatisfied	2	15.38	
Dissatisfied	2	15.38	
Extremely Dissatisfied	0	0.00	
Not Applicable	0	0.00	
Missing	3	23.08	

52. Online education office (TN)

Response	Frequency	Percent	Mean: 2.64
Extremely Satisfied	0	0.00	
Satisfied	1	7.69	
Neither Satisfied nor Dissatisfied	5	38.46	
Dissatisfied	5	38.46	
Extremely Dissatisfied	0	0.00	
Not Applicable	0	0.00	
Missing	2	15.38	

54. Athletics

Response	Frequency	Percent	Mean: 2.75
Extremely Satisfied	1	7.69	
Satisfied	2	15.38	
Neither Satisfied nor Dissatisfied	3	23.08	
Dissatisfied	5	38.46	
Extremely Dissatisfied	1	7.69	
Not Applicable	0	0.00	
Missing	1	7.69	

55. Library Services

Response	Frequency	Percent	Mean: 3.88
Extremely Satisfied	3	23.08	
Satisfied	3	23.08	
Neither Satisfied nor Dissatisfied	0	0.00	
Dissatisfied	2	15.38	
Extremely Dissatisfied	0	0.00	
Not Applicable	0	0.00	
Missing	5	38.46	

56. Student Services

Response	Frequency	Percent	Mean: 3.89
Extremely Satisfied	2	15.38	
Satisfied	5	38.46	
Neither Satisfied nor Dissatisfied	1	7.69	
Dissatisfied	1	7.69	
Extremely Dissatisfied	0	0.00	
Not Applicable	0	0.00	
Missing	4	30.77	

57. Library Holdings (Books, magazines, articles, etc.)

Response	Frequency	Percent	Mean: 3.38
Extremely Satisfied	3	23.08	
Satisfied	1	7.69	
Neither Satisfied nor Dissatisfied	0	0.00	
Dissatisfied	4	30.77	
Extremely Dissatisfied	0	0.00	
Not Applicable	0	0.00	
Missing	5	38.46	

58. Academic advising

Response	Frequency	Percent	Mean: 3.56
Extremely Satisfied	2	15.38	
Satisfied	5	38.46	
Neither Satisfied nor Dissatisfied	0	0.00	
Dissatisfied	0	0.00	
Extremely Dissatisfied	2	15.38	
Not Applicable	0	0.00	
Missing	4	30.77	

59. Bookstore

Response	Frequency	Percent	Mean: 2.55
Extremely Satisfied	0	0.00	
Satisfied	1	7.69	
Neither Satisfied nor Dissatisfied	4	30.77	
Dissatisfied	6	46.15	
Extremely Dissatisfied	0	0.00	
Not Applicable	0	0.00	
Missing	2	15.38	

60. University website

Response	Frequency	Percent	Mean: 3.50
Extremely Satisfied	3	23.08	
Satisfied	3	23.08	
Neither Satisfied nor Dissatisfied	1	7.69	
Dissatisfied	2	15.38	
Extremely Dissatisfied	1	7.69	
Not Applicable	0	0.00	
Missing	3	23.08	

61. Vocational counseling

Response	Frequency	Percent	Mean: 3.20
Extremely Satisfied	2	15.38	
Satisfied	3	23.08	
Neither Satisfied nor Dissatisfied	1	7.69	
Dissatisfied	3	23.08	
Extremely Dissatisfied	1	7.69	
Not Applicable	0	0.00	
Missing	3	23.08	

62. Service Learning (formerly Student Ministry/Christian Service)

Response	Frequency	Percent	Mean: 3.30
Extremely Satisfied	1	7.69	
Satisfied	4	30.77	
Neither Satisfied nor Dissatisfied	2	15.38	
Dissatisfied	3	23.08	
Extremely Dissatisfied	0	0.00	
Not Applicable	0	0.00	
Missing	3	23.08	

63. Food services (TN)

Response	Frequency	Percent	Mean: 2.27
Extremely Satisfied	0	0.00	
Satisfied	0	0.00	
Neither Satisfied nor Dissatisfied	3	23.08	
Dissatisfied	8	61.54	
Extremely Dissatisfied	0	0.00	
Not Applicable	0	0.00	
Missing	2	15.38	

64. Counseling services (TN)

Response	Frequency	Percent	Mean: 2.27
Extremely Satisfied	0	0.00	
Satisfied	0	0.00	
Neither Satisfied nor Dissatisfied	3	23.08	
Dissatisfied	8	61.54	
Extremely Dissatisfied	0	0.00	
Not Applicable	0	0.00	
Missing	2	15.38	

65. Academic Support Center

Response	Frequency	Percent	Mean: 3.09
Extremely Satisfied	1	7.69	
Satisfied	2	15.38	
Neither Satisfied nor Dissatisfied	5	38.46	
Dissatisfied	3	23.08	
Extremely Dissatisfied	0	0.00	
Not Applicable	0	0.00	
Missing	2	15.38	

66. Classroom facilities

Response	Frequency	Percent	Mean: 3.30
Extremely Satisfied	1	7.69	
Satisfied	5	38.46	
Neither Satisfied nor Dissatisfied	2	15.38	
Dissatisfied	0	0.00	
Extremely Dissatisfied	2	15.38	
Not Applicable	0	0.00	
Missing	3	23.08	

67. Recreational facilities

Response	Frequency	Percent	Mean: 3.27
Extremely Satisfied	1	7.69	
Satisfied	4	30.77	
Neither Satisfied nor Dissatisfied	3	23.08	
Dissatisfied	3	23.08	
Extremely Dissatisfied	0	0.00	
Not Applicable	0	0.00	
Missing	2	15.38	

68. Computer Labs

Response	Frequency	Percent	Mean: 2.73
Extremely Satisfied	1	7.69	
Satisfied	3	23.08	
Neither Satisfied nor Dissatisfied	1	7.69	
Dissatisfied	4	30.77	
Extremely Dissatisfied	2	15.38	
Not Applicable	0	0.00	
Missing	2	15.38	

69. SAKAI (formerly BlackBoard)

Response	Frequency	Percent	Mean: 2.45
Extremely Satisfied	0	0.00	
Satisfied	1	7.69	
Neither Satisfied nor Dissatisfied	3	23.08	
Dissatisfied	7	53.85	
Extremely Dissatisfied	0	0.00	
Not Applicable	0	0.00	
Missing	2	15.38	

70. Internships

Response	Frequency	Percent	Mean: 3.50
Extremely Satisfied	2	15.38	
Satisfied	3	23.08	
Neither Satisfied nor Dissatisfied	4	30.77	
Dissatisfied	0	0.00	
Extremely Dissatisfied	1	7.69	
Not Applicable	0	0.00	
Missing	3	23.08	

71. I.T. Services

Response	Frequency	Percent	Mean: 3.36
Extremely Satisfied	1	7.69	
Satisfied	6	46.15	
Neither Satisfied nor Dissatisfied	1	7.69	
Dissatisfied	2	15.38	
Extremely Dissatisfied	1	7.69	
Not Applicable	0	0.00	
Missing	2	15.38	

72. Plant Services

Response	Frequency	Percent	Mean: 3.18
Extremely Satisfied	1	7.69	
Satisfied	5	38.46	
Neither Satisfied nor Dissatisfied	1	7.69	
Dissatisfied	3	23.08	
Extremely Dissatisfied	1	7.69	
Not Applicable	0	0.00	
Missing	2	15.38	

73. Married student housing

Response	Frequency	Percent	Mean: 2.45
Extremely Satisfied	0	0.00	
Satisfied	2	15.38	
Neither Satisfied nor Dissatisfied	2	15.38	
Dissatisfied	6	46.15	
Extremely Dissatisfied	1	7.69	
Not Applicable	0	0.00	
Missing	2	15.38	

74. Single student housing

Response	Frequency	Percent	Mean: 2.91
Extremely Satisfied	1	7.69	
Satisfied	3	23.08	
Neither Satisfied nor Dissatisfied	2	15.38	
Dissatisfied	4	30.77	
Extremely Dissatisfied	1	7.69	
Not Applicable	0	0.00	
Missing	2	15.38	

75. Campus rules and regulations

Response	Frequency	Percent	Mean: 3.70
Extremely Satisfied	2	15.38	
Satisfied	5	38.46	
Neither Satisfied nor Dissatisfied	2	15.38	
Dissatisfied	0	0.00	
Extremely Dissatisfied	1	7.69	
Not Applicable	0	0.00	
Missing	3	23.08	

76. Disciplinary procedures

Response	Frequency	Percent	Mean: 3.70
Extremely Satisfied	2	15.38	
Satisfied	5	38.46	
Neither Satisfied nor Dissatisfied	1	7.69	
Dissatisfied	2	15.38	
Extremely Dissatisfied	0	0.00	
Not Applicable	0	0.00	
Missing	3	23.08	

77. Grievance procedures

Response	Frequency	Percent	Mean: 3.45
Extremely Satisfied	2	15.38	
Satisfied	4	30.77	
Neither Satisfied nor Dissatisfied	2	15.38	
Dissatisfied	3	23.08	
Extremely Dissatisfied	0	0.00	
Not Applicable	0	0.00	
Missing	2	15.38	

78. SGA representation and activities

Response	Frequency	Percent	Mean: 3.36
Extremely Satisfied	2	15.38	
Satisfied	3	23.08	
Neither Satisfied nor Dissatisfied	3	23.08	
Dissatisfied	3	23.08	
Extremely Dissatisfied	0	0.00	
Not Applicable	0	0.00	
Missing	2	15.38	

79. Homecoming (TN)

Response	Frequency	Percent	Mean: 2.27
Extremely Satisfied	0	0.00	<input type="text"/>
Satisfied	0	0.00	<input type="text"/>
Neither Satisfied nor Dissatisfied	3	23.08	<input type="text"/>
Dissatisfied	8	61.54	<input type="text"/>
Extremely Dissatisfied	0	0.00	<input type="text"/>
Not Applicable	0	0.00	<input type="text"/>
Missing	2	15.38	<input type="text"/>

80. Roundup (FL)

Response	Frequency	Percent	Mean: 3.20
Extremely Satisfied	2	15.38	<input type="text"/>
Satisfied	2	15.38	<input type="text"/>
Neither Satisfied nor Dissatisfied	3	23.08	<input type="text"/>
Dissatisfied	2	15.38	<input type="text"/>
Extremely Dissatisfied	1	7.69	<input type="text"/>
Not Applicable	0	0.00	<input type="text"/>
Missing	3	23.08	<input type="text"/>

81. Class-sponsored Banquets (FL)

Response	Frequency	Percent	Mean: 3.55
Extremely Satisfied	2	15.38	<input type="text"/>
Satisfied	5	38.46	<input type="text"/>
Neither Satisfied nor Dissatisfied	1	7.69	<input type="text"/>
Dissatisfied	3	23.08	<input type="text"/>
Extremely Dissatisfied	0	0.00	<input type="text"/>
Not Applicable	0	0.00	<input type="text"/>
Missing	2	15.38	<input type="text"/>

Rate your level of agreement with the following statements regarding your time at Johnson University/FCC-JUFL:

82. I had at least one professor who made me excited about learning.

Response	Frequency	Percent	Mean: 4.92
Strongly Agree	11	84.62	<input type="text"/>
Agree	1	7.69	<input type="text"/>
Neither Agree or Disagree	0	0.00	<input type="text"/>
Disagree	0	0.00	<input type="text"/>
Strongly Disagree	0	0.00	<input type="text"/>
Missing	1	7.69	<input type="text"/>

Response

Dr. Hardin, Dr. Peter, and Dr. Hartley were all standout teachers.

Ruth Reyes really helped me have excitement about my potential to have influence in the local church.

Jim Chesser is the reason why I pursued my MDIV at CCU. Tom Schmitt had me visit his church on occasion and we had some great chats between services on Sunday afternoons. Les Hardin has been a great friend since I had him teach at our church during my internship. I can go on and on but I think you get the point.

Dr. Guthrie is absolutely essential to the education program. She brought a wealth of knowledge and care to her students. David Peters absolutely showed me what ethics and evidences mean not only to me and the world. I absolutely feel this is an essential part of evangelism.

Dr. Hardin, Dr. Peters, Prof. Bundy and Doc Smith were the best teachers that I have ever had and were great assets to my learning experience!

Peters, Wood, Sias, Reyes, Smith, Hartley, Hardin, Bundy. It was quite the lineup.

Professor Les Hardin, Professor David Peters, Professor James Smith all taught with compassion and sincerity with the student's best interest first and foremost.

Dave Peters, Lyle Bundy, Twila Sias = ???

83. I had at least one professor who cared about me as a person.

Response	Frequency	Percent	Mean: 4.92
Strongly Agree	11	84.62	
Agree	1	7.69	
Neither Agree or Disagree	0	0.00	
Disagree	0	0.00	
Strongly Disagree	0	0.00	
Missing	1	7.69	

Response

Hardin and Peters were both mentors to me.
 Ruth Reyes is now a dear friend. Several others demonstrated legitimate concern and support for my success and well-being.
 Like my answer above, I developed great friendships with several of my professors!
 There are a few professors who have not only invested in me but my husband as well (he was not currently a student and now is in the graduate program) that not only made me feel a part of the community but cared for as well.
 All of my professors cared deeply for me and everyone who attended.
 Hardin disciplined me and taught me what truly following Jesus looked like. Reyes and Sias were like moms to me. Peters, to this day, is one of my best friends and a mentor. I am greatly involved with his family.
 See 82B

84. I had at least one mentor who encouraged me to pursue my goals and dreams.

Response	Frequency	Percent	Mean: 4.50
Strongly Agree	9	69.23	
Agree	1	7.69	
Neither Agree or Disagree	1	7.69	
Disagree	1	7.69	
Strongly Disagree	0	0.00	
Missing	1	7.69	

Response

Hardin and Peters were both mentors to me.
 Ruth Reyes helped mentor me as I made connections with different churches and interviewed for a full-time position.
 I will always remember Jim Chesser for being the type of minister/professor/friend that I want to be. My goal is to be able to "pay it forward" when it becomes my turn to mentor others!
 I have some who still ask how they can help me transition into education even though I not currently applying to schools. They encourage me.
 No one really mentored me or asked to or was available to as far as I know.
 Hardin and Peters were incredible. The list could go on, but those two were instrumental in who I am
 Professor Les Hardin
 Dave Peters is the best cheerleader.

85. I worked on at least one project that took a semester or more to complete.

Response	Frequency	Percent	Mean: 4.00
Strongly Agree	4	30.77	
Agree	4	30.77	
Neither Agree or Disagree	4	30.77	
Disagree	0	0.00	
Strongly Disagree	0	0.00	
Missing	1	7.69	

Response

Several semester-long research papers.
 I wrote a paper for a theology class that was THE major assignment for the class.
 I did not get a chance to do much outside of our classes because of my work.
 I don't really understand this question, please clarify.
 Advanced theological seminary and Comp II were focused on this
 I had a huge capstone project for theology and for my humanities degree.

86. I had an internship or a job that allowed me to apply what I was learning in the classroom.

Response	Frequency	Percent	Mean: 4.33
Strongly Agree	7	53.85	
Agree	2	15.38	
Neither Agree or Disagree	3	23.08	
Disagree	0	0.00	
Strongly Disagree	0	0.00	
Missing	1	7.69	

Response

I was a part time preacher.
 I had a great internship that ultimately led to my full-time employment, but don't feel like anything I learned in classes (or in my internship class) was directly applicable to my internship experience.
 I served at the Christian Church at DeLeon Springs FL and they retained me as an Associate Minister thanks to the job well done with the professors preparing me for ministry.
 Everything I needed during my student teaching internships were directly applicable to what I learned as a student.
 Internship is the only ministry experience the school offered.
 Nothing is more applicable than learning how to study the Bible and what it means

87. I was active in extracurricular activities and/or organizations.

Response	Frequency	Percent	Mean: 4.08
Strongly Agree	5	38.46	
Agree	3	23.08	
Neither Agree or Disagree	4	30.77	
Disagree	0	0.00	
Strongly Disagree	0	0.00	
Missing	1	7.69	

Response

I was a part of the SGA structure and helped plan and execute student events. Chapel committee, SGA, new creation, voices of praise

Again, my work situation kept me from being able to do much outside of my classes.

Some years I participated in student government and Theta Chi (when it was available) and my last few years were very difficult to be active in other activities as I needed to work about 30 or so hours a week. I definitely feel as if I missed out in that respect.

I was senior class treasure and helped with all of the banquets.

Student Government, Class President, 2 or 3 D-groups a semester, played ultimate every day. It was a blast

88. I learned how to evaluate a point of view, decision or information source.

Response	Frequency	Percent	Mean: 4.42
Strongly Agree	6	46.15	
Agree	5	38.46	
Neither Agree or Disagree	1	7.69	
Disagree	0	0.00	
Strongly Disagree	0	0.00	
Missing	1	7.69	

Response

Humanities courses were extremely good at this.

I was offered many resources for gaining information about opposing world views and opinions concerning doctrine so I could formulate a defense in a safe environment before having to go "live" with a debate.

Understanding of different worldviews was a big part of my understanding others' perspectives.

Peters and Harley were the best at teaching this.

89. I learned how to connect what I learned to societal problems or issues.

Response	Frequency	Percent	Mean: 4.25
Strongly Agree	5	38.46	
Agree	5	38.46	
Neither Agree or Disagree	2	15.38	
Disagree	0	0.00	
Strongly Disagree	0	0.00	
Missing	1	7.69	

Response

Dr. Peter's Applied Ethics course is a stand-out here.

In many classes, we devoted time to discuss different issues happening in our context.

A lot of what my education focused on was socioeconomic problems while there could have been room for other issues to cover in addition to this.

Professors helped explain/talk about this.

Hardin, Doc Smith, and Wood helped me understand this way better. It's all about Jesus.

90. I learned something that changed the way I understood an issue or concept.

Response	Frequency	Percent	Mean: 4.75
Strongly Agree	10	76.92	
Agree	1	7.69	
Neither Agree or Disagree	1	7.69	
Disagree	0	0.00	
Strongly Disagree	0	0.00	
Missing	1	7.69	

Response

Too many to list. Scripture, the resurrection, the role of philosophy, etc.

I learned how to develop a working relationship with churches outside of our movement without compromising what I believe.

I cannot narrow this down to a simple statement.

Everything.

I feel like this happened at least once a semester. Particularly, in a Hardin and Doc Smith class

Question: 91. Please list two or three specific programs, procedures, courses, activities, or experiences you had at Johnson that have proven MOST helpful to you since leaving and explain why.

Respondent	Response
2	Summer Camp/CIY Teams - These have been hugely influential in forming me as a person and as a leader. They also gave me a wide range of contacts with ministers and leaders around the U.S. Humanities Program - The philosophy curriculum in particular has been incredibly influential on me. This gave me the conceptual tools to navigate the cultural complexities in our world and to pursue graduate work in theology. Mentoring - I had specific faculty members tutor me in the way of Christ, helping me become the person I am today.
3	Banquet planning was INVALUABLE for knowing how to run large events well. New Creation also taught me a LOT about tech setup which I use regularly.
4	The LEAD program was a life saver because I was a single dad who needed to complete my degree so I could enter the ministry full time. Diane Adams was a great help while I was there! Les Hardin's Life of Christ classes continue to help me when I preach and teach Jesus.
8	I took one course outside of my recommended schedule: counseling and it was just a sampling of a wealth of information I continue to use today, especially with my communication skills, personality tests and understanding also came from Professor Bundy.
9	Applied ethics with Dr. Peters helped me learn and process right/wrong and truth. Life of Christ with Dr. Hardin helped me learn who Jesus really was and how to live like him. History of Israel with Doc Smith showed me all of the major events that happened from Joshua to the coming of Jesus and I still teach this at my church today.
10	Apologetics was huge. I took it my freshman year and that was awesome. Honestly, Let Dave Peters teach all those classes. That's his bread and butter. Fall Fling. I really understood the value of fun and creating a culture. Culture is so important and FCC had a good one. Faculty Led. FCC felt like a healthy Church in terms of faculty leadership. They were on the same page, worked together, and loved each other. It taught me so much about how to work with a group of people. D-groups. You can't force spirituality. Hardin's d-group lived outside the structure of normal d-group and changed my life.
11	The missions and evangelism professor did a really good job at explaining the cross cultural ministry and aspect of our religion. I also think that the apologetic class helped a lot in understanding how to defend our beliefs.
12	Integrating Psychology and Theology Course and Bible Survey

Question: 92. Please list two or three specific programs, procedures, courses, activities, or experiences you had at Johnson that have proven LEAST helpful to you since leaving and explain why.

Respondent	Response
2	Student Development/Administration - The SGA structure at FCC was never embraced by students, but pushed by administration. The Administration sometimes got in the way of spiritual leadership among students developing on campus. Banquets - Besides Fall Fling, no lasting bonds or memories were formed by the banquet system. These didn't help me connect with other students.
3	Even though I had a great internship experience, the actual internship program was not very useful. Additionally, most of the courses required for my major seemed to lack thought and were generally redundant. My experiences in volunteer and part-time roles through college have proven to be incredibly more valuable than the majority of classes focused on family/youth ministry.
4	I can't think of anything that has not helped me.
8	It has been a little too long since graduation to address this question. I do recall some frustrations as a student but not details.
9	Comp 1 was only about basic writing concepts that I learned in elementary school. Western Civ. was a waste of time because none of the information was useful or Biblical and I have never used or retained the information from that class. All of the youth ministry classes were pointless because we didn't learn about how to plan youth activities or anything. It was more like a story time.
10	The baseball team was an ok idea, but ended up just being a terrible reality. It just didn't work. I'm not against FCC's style of discipline at all. I was an RA and lived within the system, but some of the rules and execution of those rules might need to be rethought. The Johnson acquisition was tough on everyone. Thankful? Yes. But I definitely am curious to see how the heritage and culture of FCC is preserved as the years go by.
11	The fundamentals of the Christian faith class didn't do much for me and the service learning made the semester a little more stressful rather than something that was meant to teach us to get involved. Chapel rarely had information that was needed in the campus community, I felt there needed to be more substance to the messages.

Question: 93. Please include any additional comments:

Respondent	Response
3	When I attended FCC, there were a lot of policies, procedures, and programs that needed reworking. I actually graduated in December of 2012, and was not present for the merger. I am very excited for the direction of JUFL, however. I had an incredible experience due largely to the friends and connections made during that time. I would definitely recommend JUFL to graduating HS students and am incredibly grateful for the impact that FCC and its faculty and staff have had in my life.
10	The Michael Chambers was a huge win and I would do everything in your power to get people that know the heritage and culture of FCC. That's a big deal to Alum. So far Johnson has been super gracious and kind to the Florida campus. Sing the FCC march song every once in awhile.